

Lampiran 1
Tax Payable Income dan Book Income

No	Kode	Tax Payable Income 2017	Book Income 2017
1	ADES	3,882	51,095
2	AGII	22,179	133,820
3	AKPI	1,425,663	31,813,498
4	ALKA	111,327	16,063,389
5	ALMI	719,485,236	4,716,551,594
6	ALTO	2,785,568,464	69,728,704,187
7	AMFG	8,669	63,589
8	AMIN	6,060,728,135	43,285,170,463
9	ARNA	29,137,643,758	166,203,941,038
10	ASII	2,462	29,137
11	AUTO	75,311	711,936
12	BATA	8,590,470	79,524,179
13	BUDI	61,016	12,214
14	BELL	1,715,759,906	20,231,713,304
15	BOLT	4,180,688,031	127,924,654,749
16	BTON	899,143,707	14,737,057,056
17	CPIN	200,800	3,259,822
18	CAMP	5,820,262,218	58,384,115,529
19	CEKA	1,949,987,618	143,195,939,366
20	CLEO	3,180,477,540	62,342,385,255
21	CINT	2,938,699,139	38,318,872,398
22	DLTA	22,079,092	369,012,853
23	DPNS	1,403,113,449	7,568,252,565
24	DVLA	25,114,507	226,147,921
25	EKAD	5,055,118,014	102,649,309,681
26	FASW	61,976,978,181	824,530,694,900
27	GOOD	102,029,383,111	499,607,746,824
28	GGRM	307,592	10,436,512
29	HMSP	1,268,261	16,894,806
30	HRTA	39,333,967,395	147,185,345,549
31	HOKI	7,291,199,371	64,384,420,849
32	INAI	4,264,420,951	52,292,073,203
33	ISSP	3,334	20,430

34	IGAR	2,375,727,815	95,764,791,063
35	INCI	2,188,398,705	22,077,467,345
36	IMPC	13,023,249,566	111,423,979,247
37	INKP	9,367	457,087
38	ICBP	212,476	5,206,561
39	IMAS	72,205,678,469	154,165,867,024
40	INDS	5,486,939,090	160,340,854,561
41	INDF	392,351	7,594,822
42	JECC	2,093,436	111,623,616
43	JSKY	4,514,151,836	29,450,992,546
44	KDSI	14,219,556,059	93,363,070,902
45	KMTR	162,077,737,363	706,768,839,651
56	KLBF	190,792,898,939	3,241,186,725,992
47	KINO	12,524,594,528	140,964,951,060
48	KPAL	2,417,661,632	16,037,960,941
49	KBLI	5,554,969,570	428,884,879,225
50	KBLM	446,448,613	44,548,264,596
51	LION	3,002,774,858	20,175,438,794
52	LMSH	2,644,961,560	17,488,236,349
53	LPIN	1,532,461,106	195,149,603,918
54	MARK	11,047,294,938	64,422,123,842
55	MDKI	1,831	59,299
56	MAIN	2,535,794	1,377,044
57	MLBI	129,103	1,780,020
58	MYOR	131,496,395,798	2,186,884,603,474
59	MRAT	2,377,210,571	1,355,570,984
60	PICO	2,780,563,947	22,614,674,874
61	PBID	40,947,870	302,782,707
62	PANI	177,734,664	1,622,452,367
63	PEHA	14,678,534	171,348,192
64	PYFA	5,127,673,407	9,599,280,773
65	PRAS	3,304,856,637	4,006,380,783
66	ROTI	7,791,273,454	186,147,334,530
67	SRSN	3,571,270	17,698,567
68	SIPD	2,704	237,482
69	SPMA	12,217,295,461	121,308,934,629
70	SKLT	3,611,751,120	27,370,565,356
71	STTP	31,185,152,877	288,545,819,603
72	SIDO	33,644	681,889

73	SMSM	59,006	720,638
74	SSTM	7,668,112,911	31,048,329,703
75	STAR	880,424,750	4,758,401,598
76	SULI	594,585	546,092
77	TOTO	48,171,742,754	377,668,867,510
78	TRST	1,981,050,468	12,513,681,277
79	JPFA	177,397	1,710,054
80	TKIM	2,360	39,887
81	TSPC	49,483,371,439	744,090,962,873
82	TCID	34,139,207,887	243,083,045,787
83	TRIS	4,079,167,038	21,883,987,786
84	ULTJ	38,288	1,035,192
85	UNVR	444,562	9,371,661
86	UNIT	269,809,280	1,539,428,122
87	VOKS	23,468,404,442	230,242,661,579
88	WTON	63,421,459,139	419,501,620,158
89	WIIM	4,046,318,662	54,491,308,211
90	WOOD	54,559,765,600	233,877,590,428
91	WSBP	35,133,701,861	1,156,234,012,013

No	Kode	Tax Payable Income 2018	Book Income 2018
1	ADES	6,888	70,060
2	AGII	23,089	147,639
3	AKPI	1,294,889	91,686,890
4	ALKA	1,382,063	22,922,823
5	ALMI	730,632,193	13,900,879,443
6	ALTO	558,498,877	45,675,193,213
7	AMFG	12,540	11,184
8	AMIN	3,994,476,505	51,284,231,355
9	ARNA	33,308,311,353	211,729,940,176
10	ASII	4,426	34,995
11	AUTO	107,962	861,563
12	BATA	1,554,585	92,878,105
13	BUDI	71,781	4,895
14	BELL	1,606,216,665	30,583,858,545
15	BOLT	5,630,579,354	102,840,767,511
16	BTON	3,511,342.80	34,236,874,970
17	CPIN	643,613	5,907,351

18	CAMP	7,018,643,069	84,038,783,563
19	CEKA	15,398,067,378	123,394,812,359
20	CLEO	9,682,585,267	81,356,830,315
21	CINT	1,524,261,974	22,090,078,956
22	DLTA	32,603,996	441,248,118
23	DPNS	2,143,018,940	12,347,567,714
24	DVLA	25,051,126	272,843,904
25	EKAD	5,605,528,040	101,455,415,901
26	FASW	256,883,138,924	1,988,090,191,158
27	GOOD	42,823,946,169	582,506,906,329
28	GGRM	134,622	10,479,242
29	HMSP	861,907	17,961,269
30	HRTA	74,162,159,973	165,784,070,062
31	HOKI	11,458,432,832	120,822,298,064
32	INAI	1,459,188,644	64,757,097,094
33	ISSP	1,510	59,640
34	IGAR	33,491,480,097	61,747,960,127
35	INCI	2,621,851,101	22,040,417,272
36	IMPC	20,343,834,279	117,459,119,279
37	INKP	62,863	735,755
38	ICBP	204,886	6,446,785
39	IMAS	87,128,713,215	281,399,914,587
40	INDS	4,238,576,981	147,982,768,771
41	INDF	296,533	7,446,966
42	JECC	1,778,067	122,048,569
43	JSKY	4,570,865,895	30,459,552,801
44	KDSI	4,800,577,159	103,955,745,914
45	KMTR	24,191,221,781	39,218,133,346
56	KLBF	188,121,543,643	3,306,399,699,021
47	KINO	48,310,338,934	200,385,373,873
48	KPAL	3,514,834,192	1,956,468,122
49	KBLI	28,294,299,038	308,977,208,238
50	KBLM	8,221,750,139	64,508,432,214
51	LION	6,370,425,863	23,908,625,171
52	LMSH	242,547,764	5,024,560,665
53	LPIN	878,358,589	35,132,528,263
54	MARK	8,948,727,611	111,210,294,119
55	MDKI	2,480	44,033
56	MAIN	2,676,998	398,187,122

57	MLBI	151,359	1,671,912
58	MYOR	61,507,726,963	2,381,942,198,855
59	MRAT	2,242,917,585	1,877,100,535
60	PICO	1,507,385,786	17,802,088,413
61	PBID	31,648,138	385,050,642
62	PANI	527,331,650	2,054,815,491
63	PEHA	1,884,454	177,569,720
64	PYFA	5,265,222,284	11,317,263,776
65	PRAS	3,101,727,909	8,159,520,050
66	ROTI	29,692,476,082	186,936,324,915
67	SRSN	8,847,316	50,845,763
68	SIPD	2,052	33,989
69	SPMA	12,792,872,487	109,673,317,782
70	SKLT	6,052,862,502	39,567,679,343
71	STTP	3,804,791,041	324,694,650,175
72	SIDO	80,323	867,837
73	SMSM	70,193	828,281
74	SSTM	7,971,629,097	1,820,189,102
75	STAR	608,571,764	6,029,776,900
76	SULI	720,138	1,310,006
77	TOTO	20,693,193,981	451,998,563,901
78	TRST	1,844,484,508	36,266,675,439
79	JPFA	447,970	3,089,839
80	TKIM	2,126	250,802
81	TSPC	56,706,226,019	727,700,178,905
82	TCID	17,338,516,336	234,629,954,664
83	TRIS	5,424,364,696	24,305,621,702
84	ULTJ	5,297	949,018
85	UNVR	1,011,466	12,187,764
86	UNIT	321,482,746	754,073,588
87	VOKS	12,912,044,563	141,989,954,853
88	WTON	99,083,680,988	619,251,303,685
89	WIIM	4,590,837,429	70,730,637,719
90	WOOD	61,566,724,051	324,612,407
91	WSBP	68,133,382,865	1,355,548,311,604

Lampiran 2
Total asset Perusahaan

No	Kode	Total Asset 2017	Total Asset 2017
1	ADES	881,275	840,236
2	AGII	6,403,543	6,647,755
3	AKPI	2,070,410,492	3,070,410,492
4	ALKA	305,208,703	648,968,295
5	ALMI	2,376,281,796,928	2,781,666,374,017
6	ALTO	1,109,383,971,111	1,109,843,522,344
7	AMFG	6,267,816	8,432,632
8	AMIN	252,452,307,121	360,906,218,575
9	ARNA	1,601,346,561,573	1,652,905,985,730
10	ASII	295,840	344,711
11	AUTO	14,762,309	15,889,648
12	BATA	855,691,231	876,856,225
13	BUDI	2,939,456	3,392,980
14	BELL	465,965,155,745	514,962,171,773
15	BOLT	1,188,798,795,362	1,312,376,999,120
16	BTON	183,501,650,442	217,362,960,011
17	CPIN	24,532,331	27,645,118
18	CAMP	1,211,184,522,659	1,004,275,813,783
19	CEKA	1,392,636,444,501	1,168,956,042,706
20	CLEO	660,917,775,322	833,933,861,594
21	CINT	476,577,841,605	491,382,035,136
22	DLTA	1,340,842,765	1,523,517,170
23	DPNS	308,491,173,960	322,185,012,261
24	DVLA	1,640,886,147	1,682,821,739
25	EKAD	796,767,646,172	853,267,454,400
26	FASW	9,369,891,776,775	10,965,118,708,784
27	GOOD	3,564,218,091,628	4,212,408,305,683
28	GGRM	66,759,930	69,097,219
29	HMSP	43,141,063	46,602,420
30	HRTA	1,418,447,342,330	1,537,031,552,479
31	HOKI	576,963,542,579	758,846,556,031
32	INAI	1,213,916,545,120	1,400,683,598,096
33	ISSP	6,269,365	6,494,070
34	IGAR	513,022,591,574	570,197,810,698

35	INCI	303,788,390,330	391,362,697,956
36	IMPC	2,294,677,493,483	2,370,198,817,803
37	INKP	7,634,236	8,751,013
38	ICBP	31,619,514	34,367,153
39	IMAS	31,440,443,615,533	40,955,996,273,863
40	INDS	2,434,617,337,849	2,482,337,567,967
41	INDF	88,400,877	96,537,796
42	JECC	1,927,985,352	2,081,620,993
43	JSKY	432,298,300,093	567,956,245,715
44	KDSI	1,328,291,727,616	1,391,416,464,512
45	KMTR	3,556,855,509,481	3,548,239,174,625
56	KLBF	16,616,239,416,335	18,146,206,145,369
47	KINO	3,237,595,219,274	3,592,164,205,408
48	KPAL	665,787,472,977	753,736,481,783
49	KBLI	3,013,760,616,985	3,244,821,647,076
50	KBLM	1,235,198,847,468	1,298,358,478,375
51	LION	681,937,947,736	696,192,628,101
52	LMSH	161,163,426,840	160,027,280,153
53	LPIN	268,116,498,330	301,596,448,818
54	MARK	227,599,575,294	318,080,326,465
55	MDKI	867,451	914,065
56	MAIN	4,008,635,719	4,335,844,455
57	MLBI	2,510,078	2,889,501
58	MYOR	14,915,849,800,251	17,591,706,425,634
59	MRAT	497,354,419,089	511,887,783,867
60	PICO	723,062,823,329	852,932,442,585
61	PBID	1,181,904,603	2,295,734,967
62	PANI	76,254,520,373	149,593,161,546
63	PEHA	1,175,935,585	1,868,663,546
64	PYFA	159,563,931,041	187,057,163,854
65	PRAS	1,542,243,721,302	1,635,543,021,515
66	ROTI	4,559,573,709,471	4,393,810,380,883
67	SRSN	652,726,454	686,777,221
68	SIPD	2,239,699	2,187,872
69	SPMA	2,175,660,855,114	2,282,845,632,942
70	SKLT	636,284,210,210	747,293,725,437
71	STTP	2,342,432,443,196	2,631,189,810,030
72	SIDO	3,158,198	3,337,628
73	SMSM	2,443,341	2,801,203

74	SSTM	605,643,301,307	562,174,180,897
75	STAR	614,705,038,056	615,959,006,710
76	SULI	82,527,597	101,190,118
77	TOTO	2,826,490,815,501	2,897,119,790,044
78	TRST	3,332,905,936,010	4,284,901,587,126
79	JPFA	19,959,548	23,038,028
80	TKIM	2,582,042	2,965,136
81	TSPC	7,434,900,309,021	7,869,975,060,326
82	TCID	2,361,807,189,430	2,445,143,511,801
83	TRIS	544,968,319,987	633,014,281,325
84	ULTJ	5,175,896	5,555,871
85	UNVR	18,906,413	19,522,970
86	UNIT	426,384,622,878	419,701,649,147
87	VOKS	2,110,166,496,595	2,485,382,578,010
88	WTON	7,067,976,095,043	8,881,778,299,672
89	WIIM	1,225,712,093,041	1,255,573,914,558
90	WOOD	3,843,002,133,341	4,588,497,407,410
91	WSBP	14,919,548,673,755	15,222,388,589,814

Lampiran 3
Kompensasi Manajemen

No	Kode	Kompensasi Manajemen 2017	Kompensasi Manajemen 2018
1	ADES	8,475	8,168
2	AGII	11,993	12,701
3	AKPI	16,089,100	16,985,500
4	ALKA	1,699,782	4,264,506
5	ALMI	18,364,663,767	13,288,428,492
6	ALTO	3,227,285,500	1,625,000,000
7	AMFG	36,367	40,119
8	AMIN	2,407,314,616	2,793,359,642
9	ARNA	10,730,000,000,000	11,340,000,000,000
10	ASII	1,193	1,332
11	AUTO	70,060	78,239
12	BATA	10,133,000,000	9,455,000,000
13	BUDI	38,950	40,908
14	BELL	7,820,722,279	9,863,041,667
15	BOLT	26,206,703,000	21,326,208,000

16	BTON	2,854,466,906	2,875,466,245
17	CPIN	107,800	146,356
18	CAMP	5,130,000,000	7,100,000,000
19	CEKA	17,213,053,600	23,987,822,000
20	CLEO	8,500,000,000,000	12,400,000,000,000
21	CINT	3,800,000,000,000	4,400,000,000,000
22	DLTA	15,129,280	16,082,967
23	DPNS	12,484,092,198	15,387,181,950
24	DVLA	20,780,209	19,901,408
25	EKAD	6,711,074,337	6,857,294,902
26	FASW	29,379,503,650	27,405,875,000
27	GOOD	34,571,768,140	44,100,823,838
28	GGRM	118,041	129,926
29	HMSP	98,553	100,485
30	HRTA	2,212,077,657	3,695,910,991
31	HOKI	576,963,542,579	3,094,301,035
32	INAI	4,972,656,000	5,505,242,000
33	ISSP	21,614	17,446
34	IGAR	3,290,000,000	3,308,000,000
35	INCI	2,650,000,000	5,057,516,801
36	IMPC	18,915,081,252	20,335,556,083
37	INKP	794	560
38	ICBP	235,650	245,257
39	IMAS	17,357,356,507	18,701,496,192
40	INDS	16,889,269,334	20,130,939,331
41	INDF	953,911	968,945
42	JECC	8,510,207	8,797,305
43	JSKY	1,113,249,390	1,626,534,700
44	KDSI	20,981,681,100	18,375,000,000
45	KMTR	25,382,829,883	19,043,219,912
56	KLBF	47,870,000,000,000	51,970,000,000,000
47	KINO	50,302,543,656	48,575,806,078
48	KPAL	839,000,000	2,748,000,000
49	KBLI	25,602,795,398	39,695,040,996
50	KBLM	2,700,000,000	2,805,000,000
51	LION	7,653,380,584	8,101,813,200
52	LMSH	1,767,136,000	1,834,411,000
53	LPIN	8,008,872,500	4,754,757,500
54	MARK	3,160,068,769	3,528,219,155

55	MDKI	5,608	6,087
56	MAIN	40,030,316	73,866,826
57	MLBI	34,976	34,769
58	MYOR	285,196,251,162	335,246,636,592
59	MRAT	9,185,781,882	9,185,781,882
60	PICO	28,513,543,826	29,492,761,806
61	PBID	1,000	1,000
62	PANI	674,257,000	929,110,000
63	PEHA	5,412,061	6,665,772
64	PYFA	6,424,340,325	7,188,544,094
65	PRAS	4,447,460,278	5,950,097,671
66	ROTI	87,814,743,757	93,030,904,542
67	SRSN	9,764,962	11,561,092
68	SIPD	10,920	14,959
69	SPMA	5,742,100,000	6,507,518,032
70	SKLT	2,608,186,020	3,172,779,180
71	STTP	3,767,332,100	4,907,420,383
72	SIDO	24,613	25,629
73	SMSM	63,145	68,926
74	SSTM	1,410,065,424	1,336,000,000
75	STAR	792,000,000	955,000,000
76	SULI	731,822	809,182
77	TOTO	76,829,479,908	81,733,861,926
78	TRST	14,843,668,594	15,735,581,575
79	JPFA	283,025	281,708
80	TKIM	12,335,121	10,536,725
81	TSPC	318,576,633,707	336,022,738,765
82	TCID	8,538,639,590	8,565,115,637
83	TRIS	13,734,506,814	14,210,440,463
84	ULTJ	8,800	8,800
85	UNVR	82,196	96,668
86	UNIT	1,396,615,511	1,547,619,271
87	VOKS	18,046,845,407	13,196,099,113
88	WTON	15,505,335,000	18,122,160,000
89	WIIM	11,920,560,712	13,184,261,098
90	WOOD	6,530,450,300	8,792,848,500
91	WSBP	15,400,000,000	23,584,005,454

Lampiran 4
Hasil Perhitungan Variabel

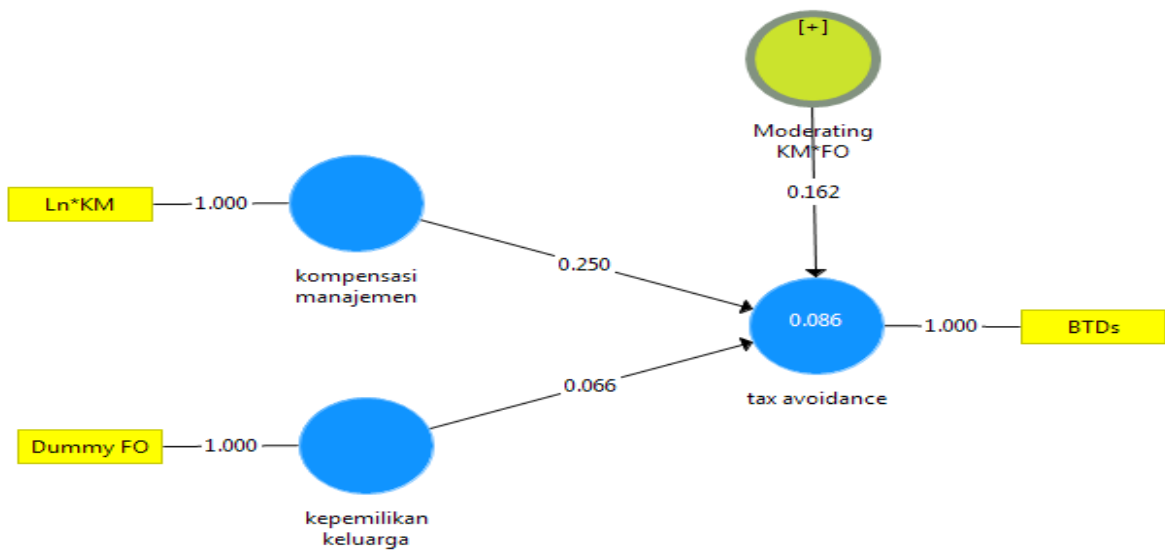
No	Kode	kompensasi Manajemen		Tax Avoidance		Family Ownership	
		2017	2018	2017	2018	2017	2018
1	ADES	4,335	4,276	0.056	0.071	0	0
2	AGII	5,339	5,373	0.017	0.018	1	1
3	AKPI	7,492	7,492	0.011	0.029	1	1
4	ALKA	7,188	7,360	0.052	0.033	0	0
5	ALMI	10,263	10,123	0.001	0.004	0	0
6	ALTO	9,508	9,210	0.06	0.04	0	0
7	AMFG	4,560	4,603	0.008	0	0	0
8	AMIN	9,381	9,446	0.147	0.131	0	0
9	ARNA	13,030	13,054	0.085	0.107	1	1
10	ASII	3,076	3,124	0.09	0.088	1	1
11	AUTO	4,845	4,893	0.043	0.047	1	1
12	BATA	10,005	9,975	0.082	0.104	1	1
13	BUDI	4,590	4,611	0.016	0.019	1	1
14	BELL	9,893	9,994	0.039	0.056	1	1
15	BOLT	10,418	10,328	0.104	0.074	0	0
16	BTON	9,455	9,458	0.075	0.141	0	0
17	CPIN	5,032	5,165	0.124	0.19	1	1
18	CAMP	9,710	9,851	0.043	0.076	1	1
19	CEKA	10,235	10,379	0.101	0.092	1	1
20	CLEO	12,929	13,093	0.089	0.085	0	0
21	CINT	12,579	12,643	0.074	0.041	0	0
22	DLTA	7,179	7,206	0.258	0.268	1	1
23	DPNS	10,096	10,187	0.019	0.031	0	0
24	DVLA	7,317	7,298	0.122	0.147	1	1
25	EKAD	9,826	9,836	0.122	0.112	1	1
26	FASW	10,468	10,437	0.081	0.157	0	0
27	GOOD	10,538	10,644	0.111	0.128	1	1
28	GGRM	5,072	5,113	0.151	0.149	1	1
29	HMSP	4,993	5,002	0.362	0.366	1	1
30	HRTA	9,344	9,563	0.076	0.059	1	1
31	HOKI	9,460	9,490	0.098	0.144	0	0
32	INAI	9,696	9,740	0.039	0.045	1	1

33	ISSP	4,334	4,241	0.002	0.008	0	0
34	IGAR	9,517	9,519	0.182	0.102	0	0
35	INCI	9,423	9,703	0.065	0.049	0	0
36	IMPC	10,276	10,308	0.042	0.04	1	1
37	INKP	2,874	2,748	0.068	0.076	1	1
38	ICBP	5,372	5,389	0.157	0.181	0	0
39	IMAS	10,239	10,271	0.002	0.004	0	0
40	INDS	10,227	10,303	0.063	0.057	1	1
41	INDF	5,979	5,986	0.081	0.074	1	1
42	JECC	6,929	6,944	0.056	0.057	1	1
43	JSKY	9,046	9,211	0.057	0.045	1	1
44	KDSI	10,321	10,264	0.059	0.071	1	1
45	KMTR	10,404	10,279	0.153	0.004	0	0
56	KLBF	13,680	13,715	0.183	0.171	1	1
47	KINO	10,701	10,686	0.039	0.042	1	1
48	KPAL	8,923	9,439	0.427	0.002	0	0
49	KBLI	10,408	10,598	0.14	0.086	1	1
50	KBLM	9,431	9,447	0.035	0.043	1	1
51	LION	9,883	9,908	0.025	0.025	1	1
52	LMSH	9,247	9,263	0.092	0.029	1	1
53	LPIN	9,903	9,677	0.722	0.113	1	1
54	MARK	9,499	9,547	0.234	0.321	1	1
55	MDKI	3,748	3,784	0.066	0.045	0	0
56	MAIN	7,602	7,868	0	0.091	1	1
57	MLBI	4,543	4,541	0.657	0.526	1	1
58	MYOR	11,455	11,525	0.137	0.131	1	1
59	MRAT	9,963	9,963	0.002	0	1	1
60	PICO	10,455	10,469	0.027	0.019	1	1
61	PBID	6,992	7,131	0.143	0.153	1	1
62	PANI	8,698	8,875	0.018	0.01	1	1
63	PEHA	6,733	6,823	0.133	0.094	1	1
64	PYFA	9,807	9,856	0.028	0.032	1	1
65	PRAS	10,588	10,583	0	0.003	0	0
66	ROTI	10,943	10,968	0.039	0.035	0	0
67	SRSN	6,989	7,062	0.022	0.061	1	1
68	SIPD	4,038	4,174	0.104	0.014	0	0
69	SPMA	9,759	9,813	0.05	0.042	1	1
70	SKLT	9,416	9,501	0.037	0.044	1	1
71	STTP	9,576	9,690	0.109	0.121	1	1

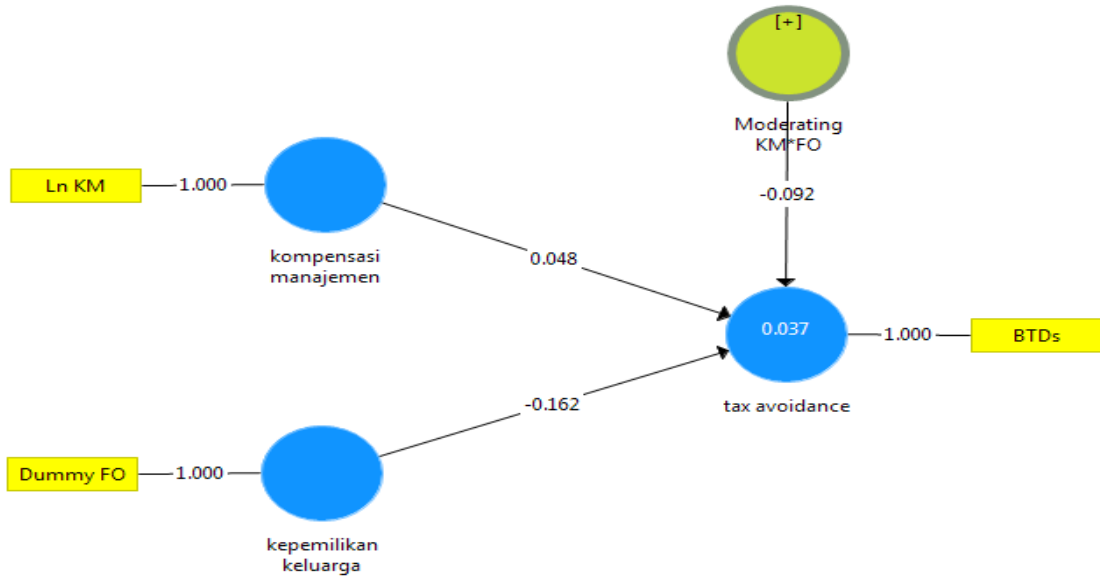
72	SIDO	4,391	4,408	0.205	0.235	0	0
73	SMSM	4,800	4,838	0.27	0.27	1	1
74	SSTM	9,149	9,125	0.038	0.01	1	1
75	STAR	9,898	8,980	0.006	0.008	1	1
76	SULI	5,864	5,908	0	0.005	0	0
77	TOTO	10,885	10,912	0.116	0.148	1	1
78	TRST	10,171	10,196	0.003	0.008	1	1
79	JPFA	5,451	5,449	0.076	0.114	1	1
80	TKIM	7,091	7,022	0.014	0.083	1	1
81	TSPC	11,503	11,526	0.093	0.085	1	1
82	TCID	9,931	9,932	0.088	0.088	1	1
83	TRIS	10,137	10,152	0.032	0.029	1	1
84	ULTJ	3,944	3,944	0.192	0.169	1	1
85	UNVR	4,914	4,985	0.472	0.572	1	1
86	UNIT	9,145	9,189	0.002	0.001	1	1
87	VOKS	10,205	10,120	0.097	0.051	1	1
88	WTON	10,190	10,258	0.05	0.058	1	1
89	WIIM	10,076	10,120	0.041	0.052	1	1
90	WOOD	9,814	9,944	0.046	0.057	1	1
91	WSBP	10,187	10,372	0.075	0.084	0	0

Lampiran 5
Model Pengukuran dan Struktural

***2017**



*2018



Lampiran 6

Statistik Deskriptif

SmartPLS: CAUsers\hp\smartpls_workspace

File Edit View Themes Calculate Info Language

Save New Project New Path Model Add Data Group Generate Data Groups Clear Data Groups

Project Explorer

- penelitian [91 records]
 - bismillah
 - data2
 - desi
 - ECSI
 - ECSI_1
 - ECSI in black and white
 - ECSI in default colors
 - ECSI in different colors
 - ECSI Data [250 records]
 - Reduced Set of Data [98 records]

Indicators

No.	Indicator
1	Y1.1
3	X1.1
5	X1.2

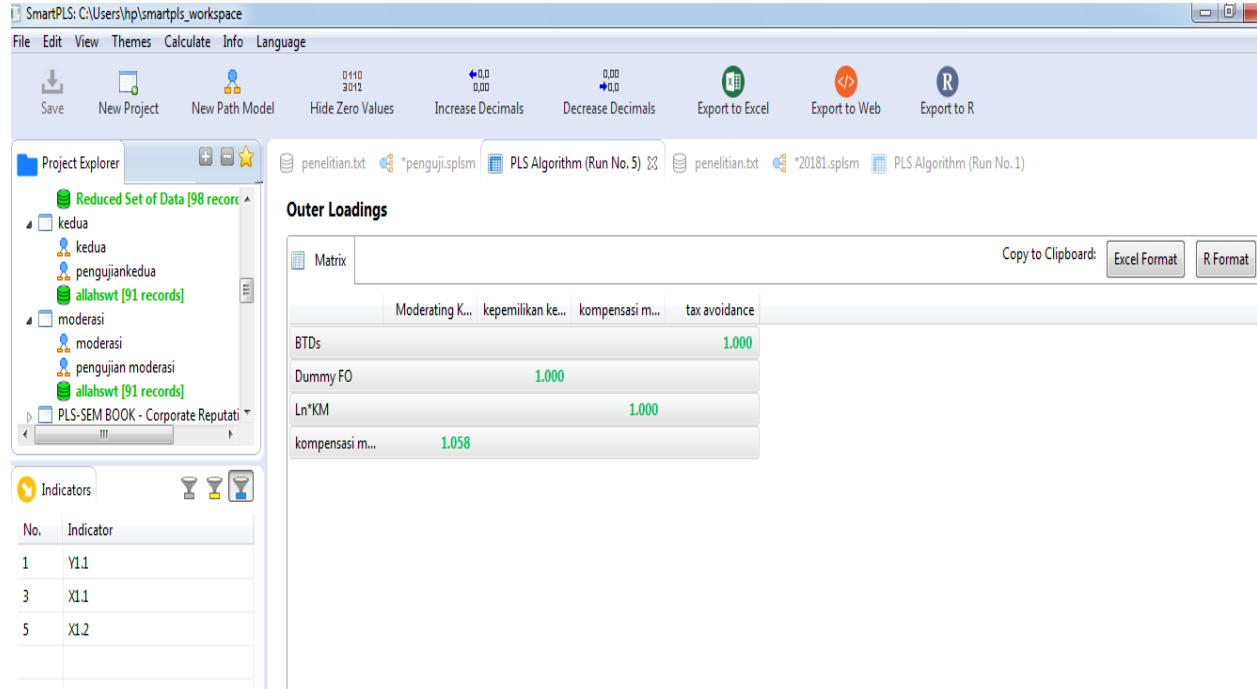
Delimiter: Comma Encoding: UTF-8
 Value Quote Character: None Sample size: 91
 Number Format: US (example: 1,000.23) Indicators: 6
 Missing Value Marker: None Missing Values: 0

Indicators	Indicator Correlations	Raw File							
	No.	Missing	Mean	Median	Min	Max	Standard Devia...	Excess Kurtosis	S
Y1.1	1	0	8.462	9.000	3.000	14.000	2.530	-0.607	
Y2.2	2	0	8.505	10.000	3.000	14.000	2.561	-0.647	
X1.1	3	0	2.109	0.068	0.000	183.000	19.068	90.992	
X2.1	4	0	0.430	0.061	0.000	31.000	3.224	90.824	
X1.2	5	0	0.703	1.000	0.000	1.000	0.457	-1.208	
X2.2	6	0	0.703	1.000	0.000	1.000	0.457	-1.208	

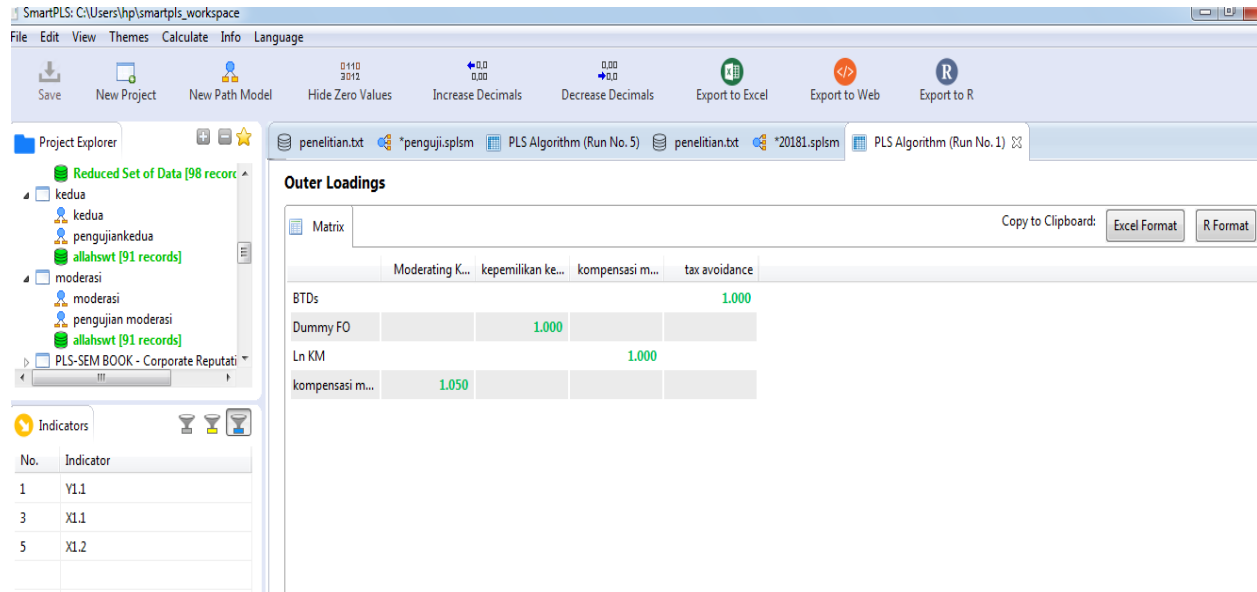
Lampiran 7

Nilai Outer Loading

***2017**



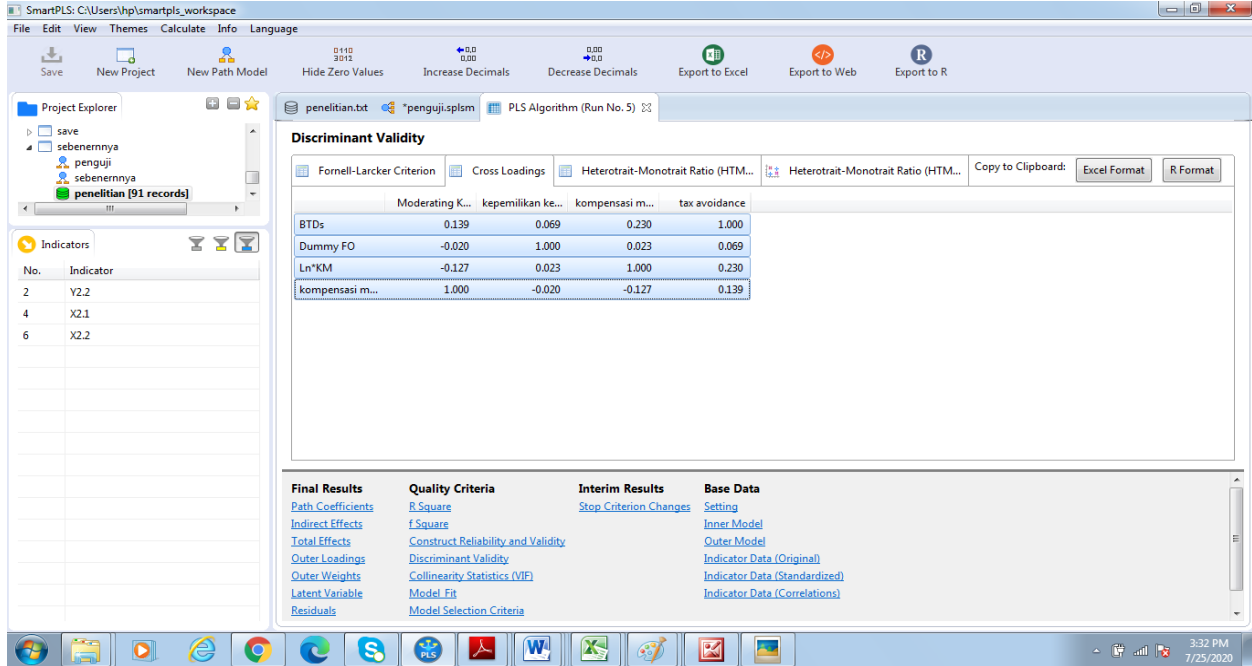
***2018**



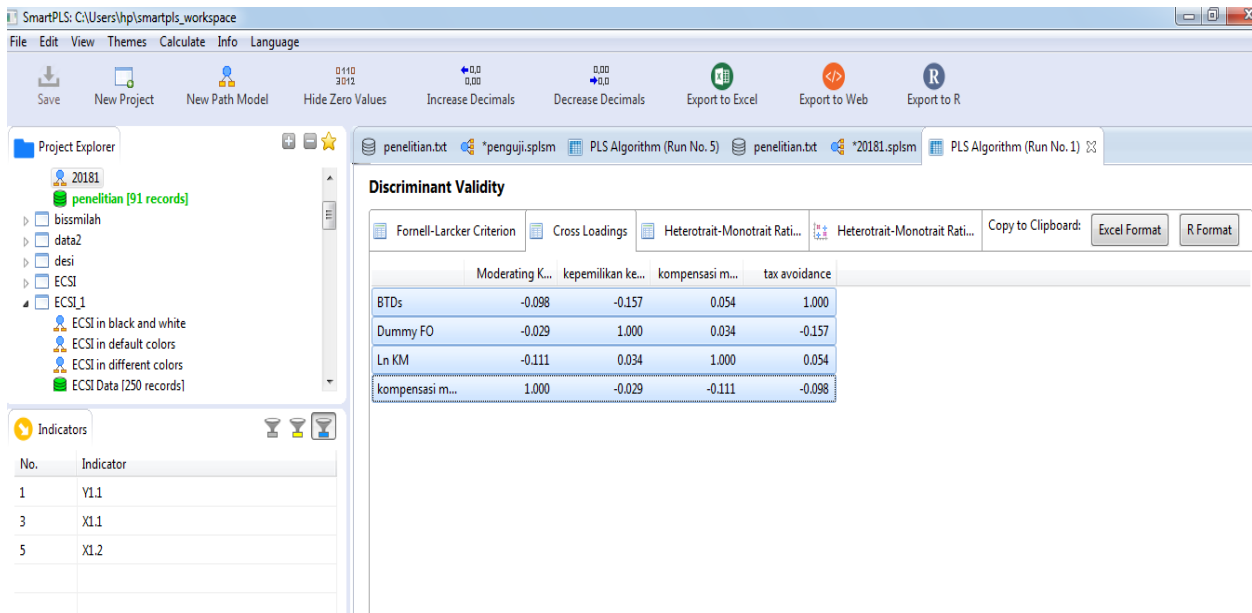
Lampiran 8

Nilai Cross Loading

***2017**



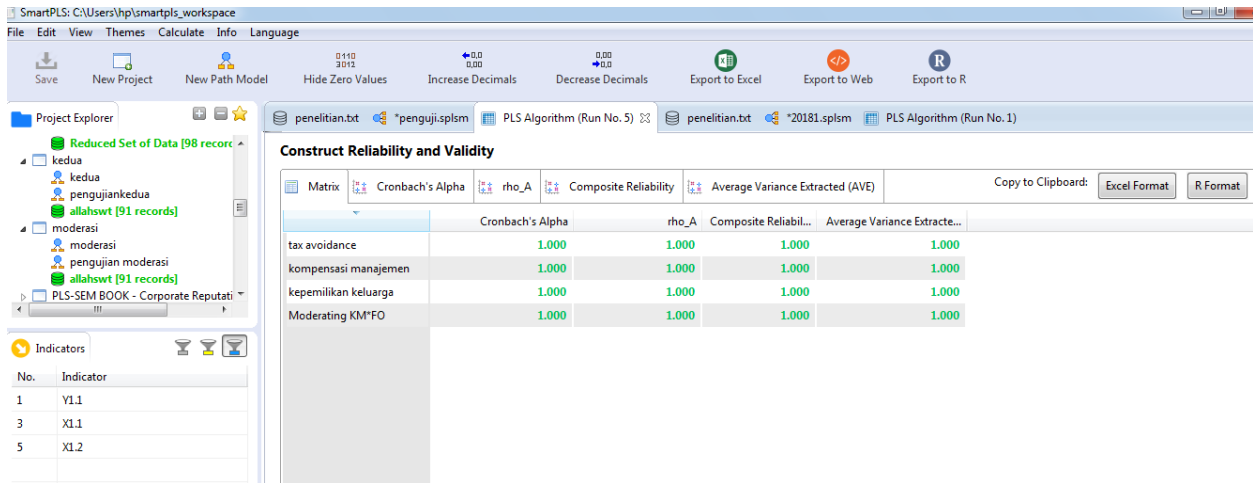
***2018**



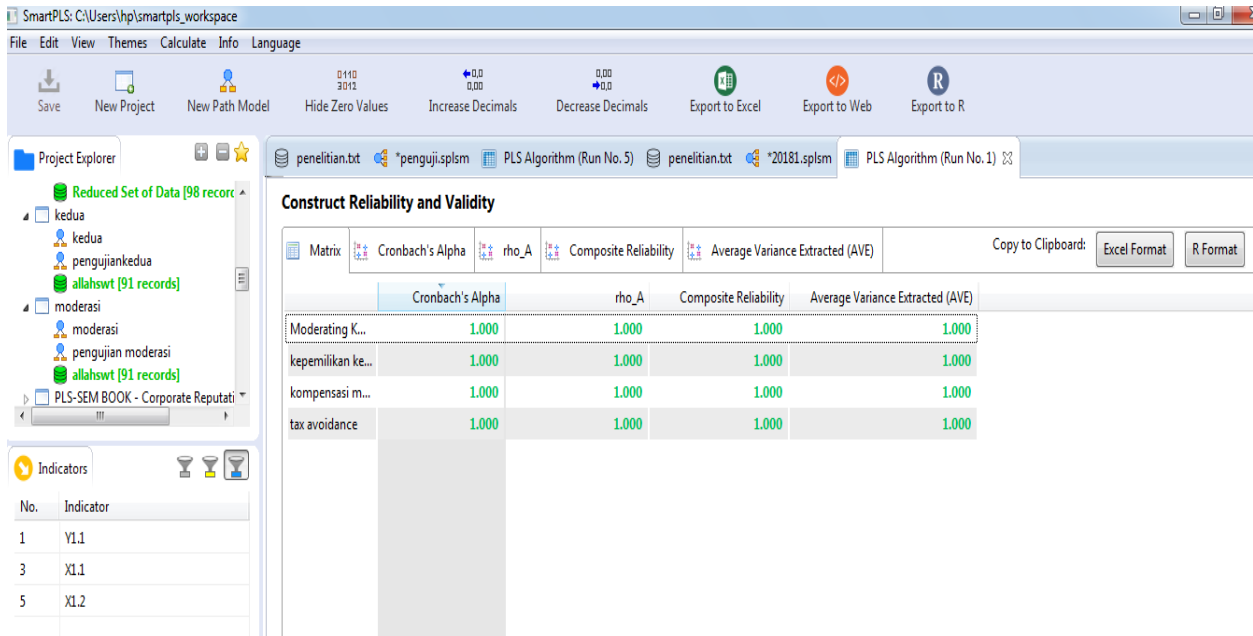
Lampiran 10

Nilai Construct Reliability dan Validity

***2017**



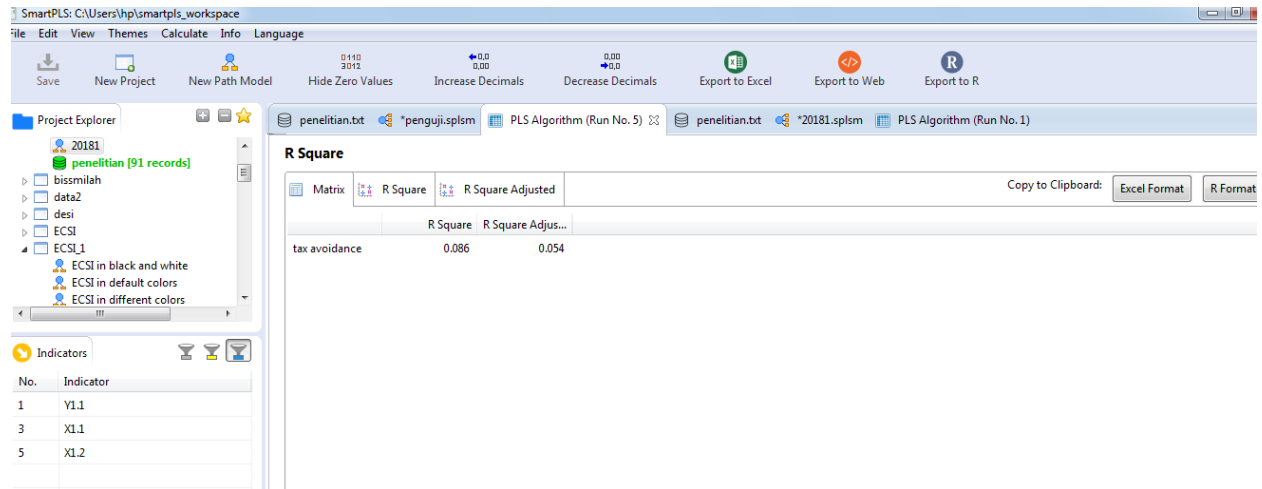
***2018**



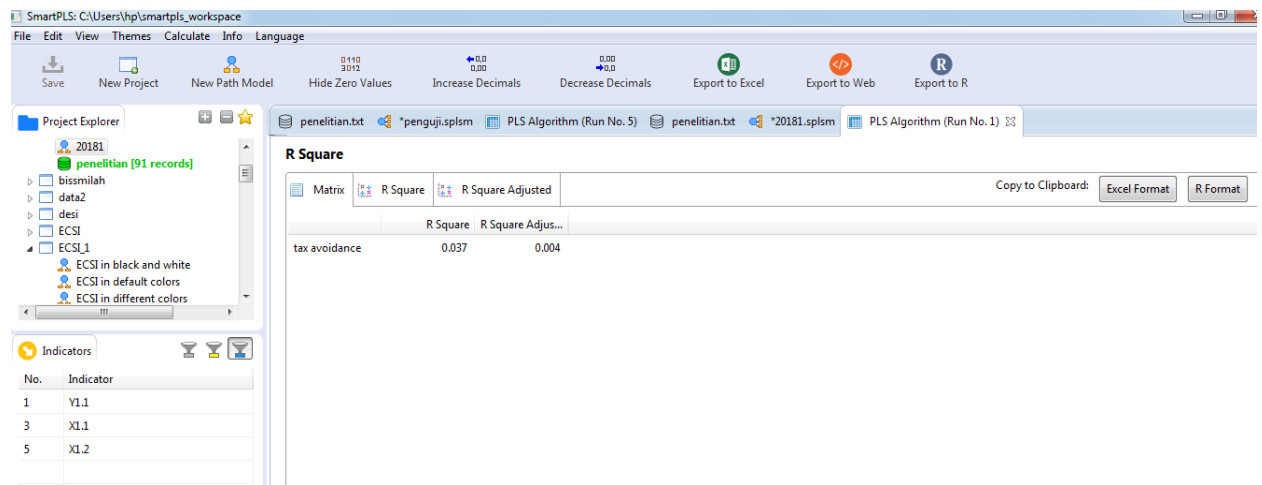
Lampiran 10

Nilai *R-Square*

***2017**

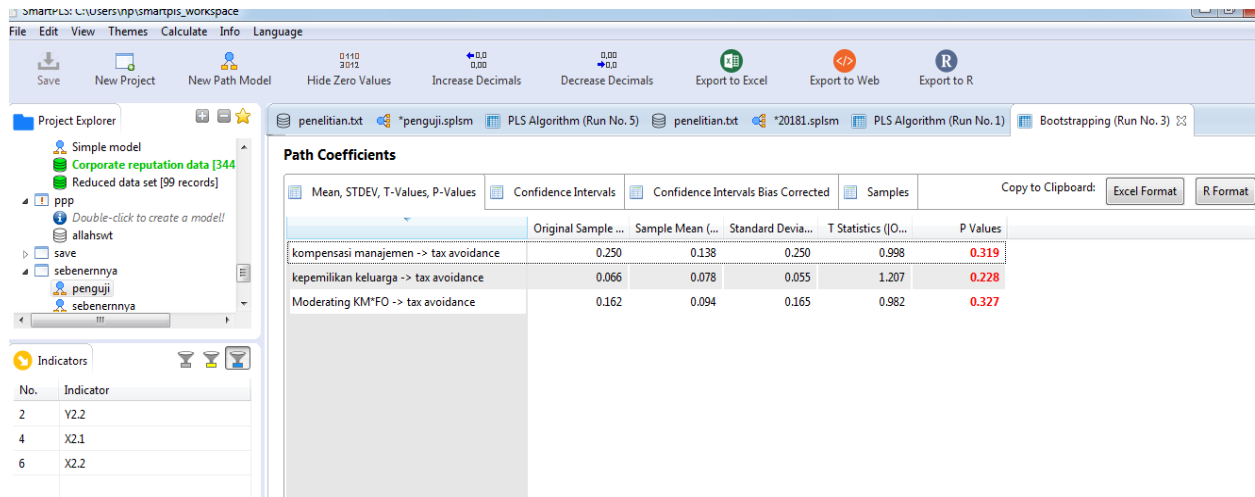


***2018**

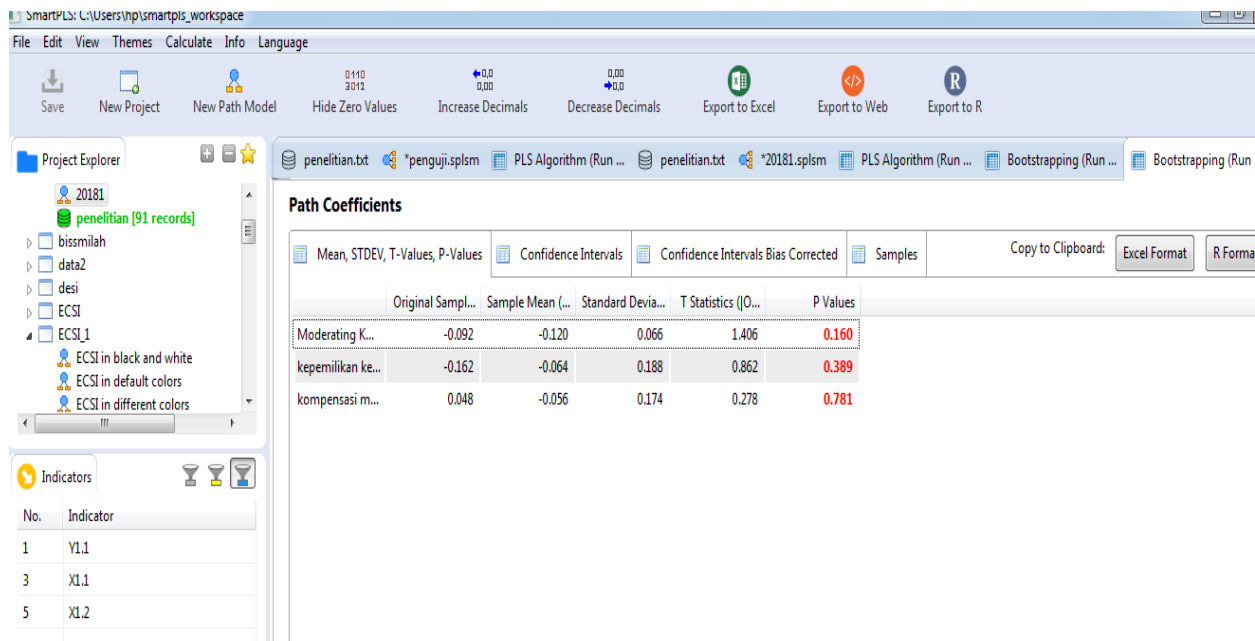


Lampiran 11 Output Path Coefficient

***2017**



***2018**



KARTU BIMBINGAN



STIE (Sekolah Tinggi Ilmu Ekonomi) Malangkuçęwara

Jl. Terusan Candi Kalasan, Malang, Jawa Timur
phone +62 0341 481913, fax +62 0341 495619
email info@stie-mce.ac.id, www.stie-mce.ac.id

printed:
2020-09-18 01:26:24
verification:
ac65e98

Log Bimbingan Skripsi

Nama Mahasiswa : BAIQ YULI HARTATI
NPK : A.2018.4.34825
Nama Dosen : MUNIROH, SE, Ak., MM., CA
NIK : 202.710.283

No.	Tahap	Tanggal	Keterangan	Februari 2020
1	1	18-02-2020	acc	
No.	Tahap	Tanggal	Keterangan	Juni 2020
2	1	10-06-2020	revisi	
No.	Tahap	Tanggal	Keterangan	Juli 2020
3	1	13-07-2020	acc	
No.	Tahap	Tanggal	Keterangan	Agustus 2020
4	2	06-08-2020	acc	

Keterangan: Tahap 1 (Bab 1-3) dan Tahap 2 (Bab 4-5)