

Lampiran 1
Daftar Harga Saham Relatif

NO	CODE	RATIO	HARGA SAHAM RELATIF										
			H-5	H-4	H-3	H-2	H-1	H-0	H+1	H+2	H+3	H+4	H+5
1	TOPS	1:5	800	796	800	802	822	856	924	948	940	990	985
				-0.50%	0.50%	0.25%	2.49%	4.14%	7.94%	2.60%	-0.84%	5.32%	-0.51%

NO	CODE	RATIO	HARGA SAHAM RELATIF										
			H-5	H-4	H-3	H-2	H-1	H-0	H+1	H+2	H+3	H+4	H+5
2	IKAI	1:2	186.28	187.22	229.34	215.3	219.04	230.28	231.21	230.28	220.91	211.55	204.07
				0.50%	22.50%	-6.12%	1.74%	5.13%	0.40%	-0.40%	-4.07%	-4.24%	-3.54%

NO	CODE	RATIO	HARGA SAHAM RELATIF										
			H-5	H-4	H-3	H-2	H-1	H-0	H+1	H+2	H+3	H+4	H+5
3	GEMA	1:5	258	259	258	260	278	279	280	282	276	310	310
				0.39%	-0.39%	0.78%	6.92%	0.36%	0.36%	0.71%	-2.13%	12.32%	0.00%

NO	CODE	RATIO	HARGA SAHAM RELATIF										
			H-5	H-4	H-3	H-2	H-1	H-0	H+1	H+2	H+3	H+4	H+5
4	MFIN	1:2	885	885	885	885	885	885	882.5	885	895	895	850
				0.00%	0.00%	0.00%	0.00%	0.00%	-0.28%	0.28%	1.13%	0.00%	-5.03%

NO	CODE	RATIO	HARGA SAHAM RELATIF										
			H-5	H-4	H-3	H-2	H-1	H-0	H+1	H+2	H+3	H+4	H+5
5	BUVA	1:2	222	225	226	227	227	220	210	214	220	228	230
				1.35%	0.44%	0.44%	0.00%	-3.08%	-4.55%	1.90%	2.80%	3.64%	0.88%

NO	CODE	RATIO	HARGA SAHAM RELATIF										
			H-5	H-4	H-3	H-2	H-1	H-0	H+1	H+2	H+3	H+4	H+5
6	BLTZ	1:2	4100	4100	4100	4100	4100	4100	4100	4300	4300	4460	4460
				0.00%	0.00%	0.00%	0.00%	0.00%	0.00%	4.88%	0.00%	3.72%	0.00%

NO	CODE	RATIO	HARGA SAHAM RELATIF										
			H-5	H-4	H-3	H-2	H-1	H-0	H+1	H+2	H+3	H+4	H+5
7	TOWR	1:5	600	600	598	616	620	596	620	608	610	620	605
				0.00%	-0.33%	3.01%	0.65%	-3.87%	4.03%	-1.94%	0.33%	1.64%	-2.42%

NO	CODE	RATIO	HARGA SAHAM RELATIF										
			H-5	H-4	H-3	H-2	H-1	H-0	H+1	H+2	H+3	H+4	H+5
8	CLEO	1:5	238	237	237	237	246	253	268	268	254	244	268
				-0.42%	0.00%	0.00%	3.80%	2.85%	5.93%	0.00%	-5.22%	-3.94%	9.84%

NO	CODE	RATIO	HARGA SAHAM RELATIF										
			H-5	H-4	H-3	H-2	H-1	H-0	H+1	H+2	H+3	H+4	H+5
9	PTBA	1:5	2240	2220	2190	2210	2185	2200	2240	2240	2280	2260	2460
				-0.89%	-1.35%	0.91%	-1.13%	0.69%	1.82%	0.00%	1.79%	-0.88%	8.85%

M	CODE	RATIO	HARGA SAHAM RELATIF										
			H-5	H-4	H-3	H-2	H-1	H-0	H+1	H+2	H+3	H+4	H+5
10	BBRI	1:5	3125	3120	3110	3120	3140	3190	3200	3250	3240	3290	3290
				-0.16%	-0.32%	0.32%	0.64%	1.59%	0.31%	1.56%	-0.31%	1.54%	0.00%

NO	CODE	RATIO	HARGA SAHAM RELATIF										
			H-5	H-4	H-3	H-2	H-1	H-0	H+1	H+2	H+3	H+4	H+5
11	MKNT	1:5	284	282	281	281	267	263	260	260	254	254	250
				-0.70%	-0.35%	0.00%	-4.98%	-1.50%	-1.14%	0.00%	-2.31%	0.00%	-1.57%

NO	CODE	RATIO	HARGA SAHAM RELATIF										
			H-5	H-4	H-3	H-2	H-1	H-0	H+1	H+2	H+3	H+4	H+5
12	INAI	1:2	352.5	355	360	365	370	370	390	390	390	390	390
				0.71%	1.41%	1.39%	1.37%	0.00%	5.41%	0.00%	0.00%	0.00%	0.00%

NO	CODE	RATIO	HARGA SAHAM RELATIF										
			H-5	H-4	H-3	H-2	H-1	H-0	H+1	H+2	H+3	H+4	H+5
13	ESSA	1:10	182.64	180.01	193.18	184.4	184.4	184.4	184.4	166.84	166.84	166.84	157.18
				-1.44%	7.32%	-4.54%	0.00%	0.00%	0.00%	-9.52%	0.00%	0.00%	-5.79%

NO	CODE	RATIO	HARGA SAHAM RELATIF										
			H-5	H-4	H-3	H-2	H-1	H-0	H+1	H+2	H+3	H+4	H+5
14	BMRI	1:2	6550	6525	6537.5	6475	6512.5	6637.5	6600	6600	6575	6550	6625
				-0.38%	0.19%	-0.96%	0.58%	1.92%	-0.56%	0.00%	-0.38%	-0.38%	1.15%

NO	CODE	RATIO	HARGA SAHAM RELATIF										
			H-5	H-4	H-3	H-2	H-1	H-0	H+1	H+2	H+3	H+4	H+5
15	SMDR	1:20	282.5	288.75	296.25	300	296.25	293.75	300	305	300	292	290
				2.21%	2.60%	1.27%	-1.25%	-0.84%	2.13%	1.67%	-1.64%	-2.67%	-0.68%

NO	CODE	RATIO	HARGA SAHAM RELATIF										
			H-5	H-4	H-3	H-2	H-1	H-0	H+1	H+2	H+3	H+4	H+5
16	BTEK	1:8	132.5	133.13	131.25	131.25	137.5	146.25	157.5	155.63	166	173	173
				0.48%	-1.41%	0.00%	4.76%	6.36%	7.69%	-1.19%	6.66%	4.22%	0.00%

NO	CODE	RATIO	HARGA SAHAM RELATIF										
			H-5	H-4	H-3	H-2	H-1	H-0	H+1	H+2	H+3	H+4	H+5
17	BRPT	1:2	293	293	298	297	294	300	298	298	297	298	297
				0.00%	1.71%	-0.34%	-1.01%	2.04%	-0.67%	0.00%	-0.34%	0.34%	-0.34%

NO	CODE	RATIO	HARGA SAHAM RELATIF										
			H-5	H-4	H-3	H-2	H-1	H-0	H+1	H+2	H+3	H+4	H+5
18	INTD	1:5	236	236	236	236	236	236	236	236	236	236	236
				0.00%	0.00%	0.00%	0.00%	0.00%	0.00%	0.00%	0.00%	0.00%	0.00%

NO	CODE	RATIO	HARGA SAHAM RELATIF										
			H-5	H-4	H-3	H-2	H-1	H-0	H+1	H+2	H+3	H+4	H+5
19	MDIA	1:10	190	190	190	190	190	190	190	190	190	246	250
				0.00%	0.00%	0.00%	0.00%	0.00%	0.00%	0.00%	0.00%	29.47%	1.63%

NO	CODE	RATIO	HARGA SAHAM RELATIF										
			H-5	H-4	H-3	H-2	H-1	H-0	H+1	H+2	H+3	H+4	H+5
20	IIKP	1:10	250	236	234	239	241	243	243	247	239	238	238
				-5.60%	-0.85%	2.14%	0.84%	0.83%	0.00%	1.65%	-3.24%	-0.42%	0.00%

NO	CODE	RATIO	HARGA SAHAM RELATIF										
			H-5	H-4	H-3	H-2	H-1	H-0	H+1	H+2	H+3	H+4	H+5
21	LPIN	1:5	1235	1215	1215	1215	1215	1215	1215	1215	1215	1350	1350
				-1.62%	0.00%	0.00%	0.00%	0.00%	0.00%	0.00%	0.00%	0.00%	11.11%

NO	CODE	RATIO	HARGA SAHAM RELATIF										
			H-5	H-4	H-3	H-2	H-1	H-0	H+1	H+2	H+3	H+4	H+5
22	SAME	1:5	558	562	558	566	568	564	570	570	570	550	565
				0.72%	-0.71%	1.43%	0.35%	-0.70%	1.06%	0.00%	0.00%	-3.51%	2.73%

NO	CODE	RATIO	HARGA SAHAM RELATIF										
			H-5	H-4	H-3	H-2	H-1	H-0	H+1	H+2	H+3	H+4	H+5
23	KKGJ	1:5	466	466	478	472	474	460	466	466	478	496	484
				0.00%	2.58%	-1.26%	0.42%	-2.95%	1.30%	0.00%	2.58%	3.77%	-2.42%

NO	CODE	RATIO	HARGA SAHAM RELATIF										
			H-5	H-4	H-3	H-2	H-1	H-0	H+1	H+2	H+3	H+4	H+5
24	PPRO	1:4	315	315	315	315	315	316.25	325	322.5	320	346	342
				0.00%	0.00%	0.00%	0.00%	0.40%	2.77%	-0.77%	-0.78%	8.13%	-1.16%

NO	CODE	RATIO	HARGA SAHAM RELATIF										
			H-5	H-4	H-3	H-2	H-1	H-0	H+1	H+2	H+3	H+4	H+5
25	PSKT	1:4	136.03	136.92	136.92	135.14	135.14	135.14	135.14	136.03	143.14	137.81	142.25
				0.65%	0.00%	-1.30%	0.00%	0.00%	0.00%	0.66%	5.23%	-3.72%	3.22%

NO	CODE	RATIO	HARGA SAHAM RELATIF										
			H-5	H-4	H-3	H-2	H-1	H-0	H+1	H+2	H+3	H+4	H+5
26	TOTO	1:10	615	617.5	617.5	615	612.5	615	612.5	615	622.5	665	695
				0.41%	0.00%	-0.40%	-0.41%	0.41%	-0.41%	0.41%	1.22%	6.83%	4.51%

NO	CODE	RATIO	HARGA SAHAM RELATIF										
			H-5	H-4	H-3	H-2	H-1	H-0	H+1	H+2	H+3	H+4	H+5
27	MARI	1:10	230	230	247	245	239	235	211	212	232	238	238
				0.00%	7.39%	-0.81%	-2.45%	-1.67%	10.21%	0.47%	9.43%	2.59%	0.00%

NO	CODE	RATIO	HARGA SAHAM RELATIF										
			H-5	H-4	H-3	H-2	H-1	H-0	H+1	H+2	H+3	H+4	H+5
28	MAPI	1:10	840	825	802.5	802.5	830	842.5	855	855	860	842.5	842.5
				-1.79%	-2.73%	0.00%	3.43%	1.51%	1.48%	0.00%	0.58%	-2.03%	0.00%

NO	CODE	RATIO	HARGA SAHAM RELATIF										
			H-5	H-4	H-3	H-2	H-1	H-0	H+1	H+2	H+3	H+4	H+5
29	TPIA	1:5	5660	5690	5760	5770	5690	5700	5650	5660	5795	5650	5750
				0.53%	1.23%	0.17%	-1.39%	0.18%	-0.88%	0.18%	2.39%	-2.50%	1.77%

NO	CODE	RATIO	HARGA SAHAM RELATIF										
			H-5	H-4	H-3	H-2	H-1	H-0	H+1	H+2	H+3	H+4	H+5
30	ULTJ	1:4	1250	1250	1237.5	1262.5	1250	1250	1250	1256.2	1237.5	1235	1210
				0.00%	-1.00%	2.02%	-0.99%	0.00%	0.00%	0.50%	-1.49%	-0.20%	-2.02%

NO	CODE	RATIO	HARGA SAHAM RELATIF										
			H-5	H-4	H-3	H-2	H-1	H-0	H+1	H+2	H+3	H+4	H+5
31	VOKS	1:5	356	352	360	354	360	350	354	354	360	360	360
				-1.12%	2.27%	-1.67%	1.69%	-2.78%	1.14%	0.00%	1.69%	0.00%	0.00%

NO	CODE	RATIO	HARGA SAHAM RELATIF										
			H-5	H-4	H-3	H-2	H-1	H-0	H+1	H+2	H+3	H+4	H+5
32	BFIN	1:10	460	500	490	500	510	500	510	500	515	515	500
				8.70%	-2.00%	2.04%	2.00%	-1.96%	2.00%	-1.96%	3.00%	0.00%	-2.91%

NO	CODE	RATIO	HARGA SAHAM RELATIF										
			H-5	H-4	H-3	H-2	H-1	H-0	H+1	H+2	H+3	H+4	H+5
33	SMSM	1:4	1125	1127.5	1125	1125	1105	1112.5	1125	1137.5	1150	1100	1070
				0.22%	-0.22%	0.00%	-1.78%	0.68%	1.12%	1.11%	1.10%	-4.35%	-2.73%

NO	CODE	RATIO	HARGA SAHAM RELATIF										
			H-5	H-4	H-3	H-2	H-1	H-0	H+1	H+2	H+3	H+4	H+5
34	ITMA	1:20	745	800	800	800	773	930	1115	1337.5	1605	1445	1305
				7.38%	0.00%	0.00%	-3.38%	20.31%	19.89%	19.96%	20.00%	-9.97%	-9.69%

NO	CODE	RATIO	HARGA SAHAM RELATIF										
			H-5	H-4	H-3	H-2	H-1	H-0	H+1	H+2	H+3	H+4	H+5
35	IKBI	1:4	448.75	448.75	448.75	448.75	448.75	447.5	426.25	426.25	423.75	400	386
				0.00%	0.00%	0.00%	0.00%	-0.28%	-4.75%	0.00%	-0.59%	-5.60%	-3.50%

NO	CODE	RATIO	HARGA SAHAM RELATIF										
			H-5	H-4	H-3	H-2	H-1	H-0	H+1	H+2	H+3	H+4	H+5
36	MYOR	1:25	1592	1576	1592	1590	1588	1596	1640	1659	1640	1655	1640
				-1.01%	1.02%	-0.13%	-0.13%	0.50%	2.76%	1.16%	-1.15%	0.91%	-0.91%

NO	CODE	RATIO	HARGA SAHAM RELATIF										
			H-5	H-4	H-3	H-2	H-1	H-0	H+1	H+2	H+3	H+4	H+5
37	PADI	1:4	230	230	230	230	230	230	230	230	220	262	260
				0.00%	0.00%	0.00%	0.00%	0.00%	0.00%	0.00%	-4.35%	19.09%	-0.76%

NO	CODE	RATIO	HARGA SAHAM RELATIF										
			H-5	H-4	H-3	H-2	H-1	H-0	H+1	H+2	H+3	H+4	H+5
38	ICBP	1:2	8700	8675	8500	8500	8462.5	8562.5	8725	8600	8687.5	8775	8950
				-0.29%	-2.02%	0.00%	-0.44%	1.18%	1.90%	-1.43%	1.02%	1.01%	1.99%

NO	CODE	RATIO	HARGA SAHAM RELATIF										
			H-5	H-4	H-3	H-2	H-1	H-0	H+1	H+2	H+3	H+4	H+5
39	BTON	1:4	133.75	132.5	132.5	132.5	131.25	131.25	131.25	131.25	131.25	130	129
				-0.93%	0.00%	0.00%	-0.94%	0.00%	0.00%	0.00%	0.00%	-0.95%	-0.77%

NO	CODE	RATIO	HARGA SAHAM RELATIF										
			H-5	H-4	H-3	H-2	H-1	H-0	H+1	H+2	H+3	H+4	H+5
40	RAJA	1:4	211.25	212.5	216.25	216.25	213.75	212.5	211.25	207.5	223.75	222.5	248
				0.59%	1.76%	0.00%	-1.16%	-0.58%	-0.59%	-1.78%	7.83%	-0.56%	11.46%

NO	CODE	RATIO	HARGA SAHAM RELATIF										
			H-5	H-4	H-3	H-2	H-1	H-0	H+1	H+2	H+3	H+4	H+5
41	HMSP	1:25	3939	3944	3960	3992	3971	3914	3825	3806	3880	3660	3740
				0.13%	0.41%	0.81%	-0.53%	-1.44%	-2.27%	-0.50%	1.94%	-5.67%	2.19%

NO	CODE	RATIO	HARGA SAHAM RELATIF										
			H-5	H-4	H-3	H-2	H-1	H-0	H+1	H+2	H+3	H+4	H+5
42	PSAB	1:5	296	299	299	299	299	314	315	322	324	336	356
				1.01%	0.00%	0.00%	0.00%	5.02%	0.32%	2.22%	0.62%	3.70%	5.95%

NO	CODE	RATIO	HARGA SAHAM RELATIF										
			H-5	H-4	H-3	H-2	H-1	H-0	H+1	H+2	H+3	H+4	H+5
43	IMPC	1:10	967.5	970	977.5	987.5	977.5	977.5	980	985	995	995	975
				0.26%	0.77%	1.02%	-1.01%	0.00%	0.26%	0.51%	1.02%	0.00%	-2.01%

NO	CODE	RATIO	HARGA SAHAM RELATIF										
			H-5	H-4	H-3	H-2	H-1	H-0	H+1	H+2	H+3	H+4	H+5
44	KREN	1:5	452	446	446	456	452	442	424	412	412	410	410
				-1.33%	0.00%	2.24%	-0.88%	-2.21%	-4.07%	-2.83%	0.00%	-0.49%	0.00%

NO	CODE	RATIO	HARGA SAHAM RELATIF										
			H-5	H-4	H-3	H-2	H-1	H-0	H+1	H+2	H+3	H+4	H+5
45	ERTX	1:8	162.5	162.5	162.5	162.5	162.5	162.5	162.5	181.25	224	226	236
				0.00%	0.00%	0.00%	0.00%	0.00%	0.00%	11.54%	23.59%	0.89%	4.42%

NO	CODE	RATIO	HARGA SAHAM RELATIF										
			H-5	H-4	H-3	H-2	H-1	H-0	H+1	H+2	H+3	H+4	H+5
46	TBMS	1:20	412.5	412.5	412.5	412.5	412.5	495	500	600	750	935	950
				0.00%	0.00%	0.00%	0.00%	20.00%	1.01%	20.00%	25.00%	24.67%	1.60%

NO	CODE	RATIO	HARGA SAHAM RELATIF										
			H-5	H-4	H-3	H-2	H-1	H-0	H+1	H+2	H+3	H+4	H+5
47	KONI	1:2	130	130	130	130	130	130	162	200	187.5	215	230
				0.00%	0.00%	0.00%	0.00%	0.00%	24.62%	23.46%	-6.25%	14.67%	6.98%

NO	CODE	RATIO	HARGA SAHAM RELATIF										
			H-5	H-4	H-3	H-2	H-1	H-0	H+1	H+2	H+3	H+4	H+5
48	TIRA	1:10	143.5	143.5	143.5	143.5	143.5	144	144	144	149	155	180
				0.00%	0.00%	0.00%	0.00%	0.35%	0.00%	0.00%	3.47%	4.03%	16.13%

NO	CODE	RATIO	HARGA SAHAM RELATIF										
			H-5	H-4	H-3	H-2	H-1	H-0	H+1	H+2	H+3	H+4	H+5
49	DEFI	1:10	140.5	140.5	140.5	140.5	140.5	140.5	140.5	140.5	140.5	140.5	140.5
				0.00%	0.00%	0.00%	0.00%	0.00%	0.00%	0.00%	0.00%	0.00%	0.00%

NO	CODE	RATIO	HARGA SAHAM RELATIF										
			H-5	H-4	H-3	H-2	H-1	H-0	H+1	H+2	H+3	H+4	H+5
50	DSNG	1:5	584	595	595	600	630	630	660	700	730	740	725
				1.88%	0.00%	0.84%	5.00%	0.00%	4.76%	6.06%	4.29%	1.37%	-2.03%

NO	CODE	RATIO	HARGA SAHAM RELATIF										
			H-5	H-4	H-3	H-2	H-1	H-0	H+1	H+2	H+3	H+4	H+5
51	DLTA	1:50	5000	5000	5000	5102	5102	5300	5400	5875	6600	6200	6000
				0.00%	0.00%	2.04%	0.00%	3.88%	1.89%	8.80%	12.34%	-6.06%	-3.23%

NO	CODE	RATIO	HARGA SAHAM RELATIF										
			H-5	H-4	H-3	H-2	H-1	H-0	H+1	H+2	H+3	H+4	H+5
52	LION	1:10	910	910	850	850	850	850	850	850	950	1140	1300
				0.00%	-6.59%	0.00%	0.00%	0.00%	0.00%	0.00%	11.76%	20.00%	14.04%

NO	CODE	RATIO	HARGA SAHAM RELATIF										
			H-5	H-4	H-3	H-2	H-1	H-0	H+1	H+2	H+3	H+4	H+5
53	LMSH	1:10	510	520	520	520	520	520	473	550	550	550	550
				1.96%	0.00%	0.00%	0.00%	0.00%	0.00%	-9.04%	16.28%	0.00%	0.00%

NO	CODE	RATIO	HARGA SAHAM RELATIF										
			H-5	H-4	H-3	H-2	H-1	H-0	H+1	H+2	H+3	H+4	H+5
54	GDYR	1:10	1730	1730	1730	1730	1730	1730	1730	1645	1645	1645	1645
				0.00%	0.00%	0.00%	0.00%	0.00%	0.00%	-4.91%	0.00%	0.00%	0.00%

NO	CODE	RATIO	HARGA SAHAM RELATIF										
			H-5	H-4	H-3	H-2	H-1	H-0	H+1	H+2	H+3	H+4	H+5
55	TRUS	1:2	200	200	200	200	200	200	200	200	200	200	200
				0.00%	0.00%	0.00%	0.00%	0.00%	0.00%	0.00%	0.00%	0.00%	0.00%

NO	CODE	RATIO	HARGA SAHAM RELATIF										
			H-5	H-4	H-3	H-2	H-1	H-0	H+1	H+2	H+3	H+4	H+5
56	CEKA	1:2	650	657.5	650	650	632.5	652.5	652.5	652.5	655	655	655
				1.15%	-1.14%	0.00%	-2.69%	3.16%	0.00%	0.00%	0.38%	0.00%	0.00%

NO	CODE	RATIO	HARGA SAHAM RELATIF										
			H-5	H-4	H-3	H-2	H-1	H-0	H+1	H+2	H+3	H+4	H+5
57	LEAD	1:4	299.37	299.37	300.52	298.22	302.83	330.46	328.16	328.16	325.16	313.19	303.98
				0.00%	0.38%	-0.77%	1.55%	9.12%	-0.70%	0.00%	-0.91%	-3.68%	-2.94%

NO	CODE	RATIO	HARGA SAHAM RELATIF										
			H-5	H-4	H-3	H-2	H-1	H-0	H+1	H+2	H+3	H+4	H+5
58	LTL5	1:2	910	907.5	900	900	900	902.5	902.5	907.5	917.5	930	930
				-0.27%	-0.83%	0.00%	0.00%	0.28%	0.00%	0.55%	1.10%	1.36%	0.00%

NO	CODE	RATIO	HARGA SAHAM RELATIF										
			H-5	H-4	H-3	H-2	H-1	H-0	H+1	H+2	H+3	H+4	H+5
59	MLBI	1:100	13000	13000	13000	12500	12500	12500	12500	13000	12500	11975	11800
				0.00%	0.00%	-3.85%	0.00%	0.00%	0.00%	4.00%	-3.85%	-4.20%	-1.46%

NO	CODE	RATIO	HARGA SAHAM RELATIF										
			H-5	H-4	H-3	H-2	H-1	H-0	H+1	H+2	H+3	H+4	H+5
60	TOTO	1:2	324.32	326.81	344.27	344.27	343.03	343.03	349.26	354.25	399.16	399.16	386.18
				0.77%	5.34%	0.00%	-0.36%	0.00%	1.82%	1.43%	12.68%	0.00%	-3.25%

NO	CODE	RATIO	HARGA SAHAM RELATIF										
			H-5	H-4	H-3	H-2	H-1	H-0	H+1	H+2	H+3	H+4	H+5
61	ALMI	1:2	280	282.5	282.5	282.5	282.5	285	290	290	275	280	320
				0.89%	0.00%	0.00%	0.00%	0.88%	1.75%	0.00%	-5.17%	1.82%	14.29%

NO	CODE	RATIO	HARGA SAHAM RELATIF										
			H-5	H-4	H-3	H-2	H-1	H-0	H+1	H+2	H+3	H+4	H+5
62	INAI	1:2	145	145	145	145	145	145	145	145	157.5	140	160
				0.00%	0.00%	0.00%	0.00%	0.00%	0.00%	0.00%	8.62%	11.11%	14.29%

NO	CODE	RATIO	HARGA SAHAM RELATIF										
			H-5	H-4	H-3	H-2	H-1	H-0	H+1	H+2	H+3	H+4	H+5
63	ROTI	1:5	1170	1140	1120	1060	1080	1080	1050	1050	1000	960	970
				-2.56%	-1.75%	-5.36%	1.89%	0.00%	-2.78%	0.00%	-4.76%	-4.00%	1.04%

NO	CODE	RATIO	HARGA SAHAM RELATIF										
			H-5	H-4	H-3	H-2	H-1	H-0	H+1	H+2	H+3	H+4	H+5
64	JKON	1:5	425	450	470	470	470	510	510	500	500	490	485
				5.88%	4.44%	0.00%	0.00%	8.51%	0.00%	-1.96%	0.00%	-2.00%	-1.02%

NO	CODE	RATIO	HARGA SAHAM RELATIF										
			H-5	H-4	H-3	H-2	H-1	H-0	H+1	H+2	H+3	H+4	H+5
65	BATA	1:100	850	850	850	850	850	850	850	850	1060	1320	1650
				0.00%	0.00%	0.00%	0.00%	0.00%	0.00%	0.00%	24.71%	24.53%	25.00%

Lampiran 2
Daftar Volume Perdagangan Saham

No	Trading volume activity										
	H-5	H-4	H-3	H-2	H-1	H-0	H+1	H+2	H+3	H+4	H+5
1	0.00349028	0.00755810	0.00270159	0.00205536	0.00163467	0.00112615	0.00158207	0.00139476	0.00194843	0.00099096	0.00136910
2	0.01046023	0.00965687	0.01320345	0.01599495	0.00873537	0.00495996	0.00580198	0.00273034	0.00916179	0.01311751	0.00516004
3	0.00081894	0.00195152	0.00025152	0.00016818	0.00022955	0.00011833	0.00023652	0.00010470	0.00022970	0.00020561	0.00012924
4	0.00014566	0.00000000	0.00002317	0.00002121	0.00002106	0.00013411	0.00001660	0.00008219	0.00006340	0.00036434	0.00006294
5	0.00141774	0.00106935	0.00163461	0.00182239	0.00197605	0.00190026	0.00205269	0.00204482	0.00202417	0.00207421	0.00217694
6	0.00000000	0.00000000	0.00000000	0.00000000	0.00000252	0.00000000	0.00000263	0.00000000	0.00000172	0.00000069	0.00000000
7	0.00005934	0.00006129	0.00012819	0.00003015	0.00003501	0.00001815	0.00004662	0.00000836	0.00006204	0.00001260	0.00004795
8	0.00211779	0.00847496	0.00453533	0.00223617	0.00380254	0.00214043	0.00185652	0.00102364	0.00061321	0.00094815	0.00110220
9	0.00067284	0.00091164	0.00100784	0.00098668	0.00229854	0.00161480	0.00118743	0.00100994	0.00751704	0.00438155	0.00565626
10	0.00024672	0.00052751	0.00026382	0.00066062	0.00062356	0.00033382	0.00018662	0.00035062	0.00026350	0.00026005	0.00038018
11	0.00116190	0.00129900	0.00138480	0.00164780	0.00309450	0.00097740	0.00091032	0.00083368	0.00094438	0.00092278	0.00084040
12	0.00019034	0.00014362	0.00035859	0.00032008	0.00018182	0.00014047	0.00025489	0.00005619	0.00009927	0.00003709	0.00002541
13	0.00003800	0.00000580	0.00001377	0.00000797	0.00006378	0.00016304	0.00005361	0.00003146	0.00003196	0.00001976	0.00004580
14	0.00135395	0.00048798	0.00099416	0.00054693	0.00055159	0.00023861	0.00034700	0.00103475	0.00033432	0.00070315	0.00163187
15	0.00019053	0.00025098	0.00025709	0.00122988	0.00236755	0.00237216	0.00034435	0.00041522	0.00071249	0.00041250	0.00046652
16	0.00000415	0.00046080	0.00004177	0.00016194	0.00018615	0.00125832	0.00333098	0.00000000	0.00015659	0.01025032	0.00583938
17	0.01097982	0.01296761	0.00892657	0.00000000	0.01128456	0.01476069	0.00818057	0.01042878	0.01599742	0.01694621	0.01454997
18	0.00000000	0.00000000	0.00000000	0.00000000	0.00000000	0.00002568	0.00005137	0.00003717	0.00000000	0.00000000	0.00000000
19	0.00000023	0.00000001	0.00000771	0.00000001	0.00000001	0.00000001	0.00000128	0.00000013	0.00000001	0.00019280	0.00007572
20	0.00512548	0.00469378	0.00483813	0.00817357	0.00910446	0.00473150	0.00335372	0.00735991	0.00719149	0.00773701	0.00538290
21	0.00000000	0.00021835	0.00000000	0.00000000	0.00000000	0.00000000	0.00000000	0.00002824	0.00000000	0.00000941	0.00000941
22	0.00018297	0.00019568	0.00023712	0.00023237	0.00000000	0.00018359	0.00026519	0.00018415	0.00032512	0.00019398	0.00020312
23	0.00000820	0.00001760	0.00001240	0.00007140	0.00017700	0.00078956	0.00095408	0.00042912	0.00023172	0.00018118	0.00204422
24	0.00005096	0.00011084	0.00006581	0.00011511	0.00010955	0.00010391	0.00034255	0.00019309	0.00015857	0.00319778	0.00143927
25	0.02876765	0.02602986	0.00488765	0.00137780	0.00138375	0.00071147	0.00018291	0.00023162	0.00013184	0.00053450	0.00039790
26	0.00016008	0.00026812	0.00047868	0.00081202	0.00059583	0.00150442	0.00113279	0.00174292	0.00172936	0.00143020	0.00119616
27	0.00438484	0.00522480	0.00462776	0.00300877	0.00047881	0.01261555	0.00769197	0.00717538	0.00593010	0.00704769	0.00613394
28	0.00030602	0.00000000	0.00203524	0.00296554	0.00000000	0.00054455	0.00073923	0.00070411	0.00258860	0.00145665	0.00000000
29	0.00054716	0.00065465	0.00060405	0.00056605	0.00071336	0.00051908	0.00051635	0.00045376	0.00046635	0.00049947	0.00050129
30	0.00000114	0.00007007	0.00010580	0.00001399	0.00009092	0.00001780	0.00000827	0.00000267	0.00000498	0.00000494	0.00000000
31	0.00000000	0.00000000	0.00000000	0.00000000	0.00000000	0.00009849	0.00004550	0.00008858	0.00001364	0.00001206	0.00000255
32	0.00437388	0.00560393	0.00442987	0.00000000	0.00006956	0.03415260	0.00601044	0.00416198	0.03028414	0.00016254	0.00047556
33	0.00014962	0.00030820	0.00002883	0.00002952	0.00006217	0.00004041	0.00004484	0.00003270	0.00001825	0.00004043	0.00004385
34	0.00006031	0.00027442	0.00042520	0.00009650	0.00015681	0.00018079	0.00006092	0.00009695	0.00054508	0.00012183	0.00000935
35	0.00000000	0.00010392	0.00009020	0.00001242	0.00005327	0.00000172	0.00000817	0.00003072	0.00004877	0.00000000	0.00000784

36	0.00000100	0.00001296	0.00000464	0.00000033	0.00001054	0.00000292	0.00000273	0.00000480	0.00047992	0.00017375	0.00014864
37	0.00000000	0.00000007	0.00000799	0.00000078	0.00003085	0.00218387	0.00290544	0.00011502	0.00002112	0.00002573	0.00008087
38	0.00050129	0.00035538	0.00018846	0.00034504	0.00040210	0.00034865	0.00044458	0.00037521	0.00057423	0.00039723	0.00030010
39	0.00001736	0.00000097	0.00000000	0.00000000	0.00000042	0.00000000	0.00007333	0.00003583	0.00004819	0.00003056	0.00014639
40	0.00064880	0.00000000	0.00038449	0.00403759	0.00217734	0.01376170	0.01271365	0.01277666	0.01717022	0.00937619	0.01037092
41	0.00011069	0.00012786	0.00010271	0.00018118	0.00014073	0.00014405	0.00032369	0.00016360	0.00010695	0.00012085	0.00008508
42	0.00015438	0.00023199	0.00069722	0.00024571	0.00132859	0.00067078	0.00088268	0.00146054	0.00099547	0.00176576	0.00181056
43	0.00041523	0.00034344	0.00034468	0.00039888	0.00041978	0.00029188	0.00022443	0.00026960	0.00023035	0.00037780	0.00025729
44	0.00324338	0.00307821	0.00073853	0.00098608	0.00180281	0.00315974	0.00125173	0.00116177	0.00072980	0.00104506	0.00157001
45	0.00000000	0.00000000	0.00000000	0.00000435	0.00001803	0.00003280	0.00002845	0.00000008	0.00000101	0.00002402	0.00000000
46	0.00000000	0.00000000	0.00016334	0.00003811	0.00006533	0.00008657	0.00076632	0.00053710	0.00014129	0.00015953	0.00004301
47	0.00000000	0.00000526	0.00000526	0.00008421	0.00001053	0.00003882	0.00000526	0.00000263	0.00000132	0.00000000	0.00000000
48	0.00000000	0.00000000	0.00000510	0.00000000	0.00001361	0.00004439	0.00001718	0.00000085	0.00005442	0.00001599	0.00001293
49	0.00000000	0.00000000	0.00000000	0.00000000	0.00000000	0.00000000	0.00000000	0.00000000	0.00000000	0.00000000	0.00000000
50	0.00008713	0.00024461	0.00004486	0.00030726	0.00027891	0.00017134	0.00023449	0.00018648	0.00034645	0.00013182	0.00010976
51	0.00000000	0.00002498	0.00000000	0.00016861	0.00005620	0.00007893	0.00014363	0.00004559	0.00008331	0.00003060	0.00003672
52	0.00000000	0.00000000	0.00000000	0.00000000	0.00037488	0.00001384	0.00002903	0.00000019	0.00000115	0.00000096	0.00000000
53	0.00000000	0.00005208	0.00001042	0.00000000	0.00000000	0.00000000	0.00045521	0.00000000	0.00006563	0.00000000	0.00029063
54	0.00000000	0.00000000	0.00000000	0.00000488	0.00000000	0.00000000	0.00000000	0.00000000	0.00002049	0.00000000	0.00000000
55	0.00000000	0.00000000	0.00000000	0.00000000	0.00000000	0.00000000	0.00000000	0.00000000	0.00000000	0.00000000	0.00000000
56	0.00000000	0.00002958	0.00006084	0.00000101	0.00005613	0.00014353	0.00001765	0.00001950	0.00001244	0.00000269	0.00000000
57	0.00077007	0.00274732	0.00637644	0.00403875	0.00348083	0.00127306	0.00120970	0.00110220	0.00107970	0.00123658	0.00088133
58	0.00043192	0.00135756	0.00104487	0.00153051	0.00105077	0.00104891	0.00095096	0.00054904	0.00085987	0.00070526	0.00045628
59	0.00000949	0.00009492	0.00000000	0.00010441	0.00020408	0.00018163	0.00001984	0.00004419	0.00008567	0.00003460	0.00002867
60	0.00009913	0.00022860	0.00004653	0.00040662	0.00079706	0.00024478	0.00001214	0.00011733	0.00031154	0.00010014	0.00000000
61	0.00001818	0.00000455	0.00000065	0.00025974	0.00049708	0.00000373	0.00000032	0.00000097	0.00000016	0.00000049	0.00000000
62	0.00018434	0.00010354	0.00015278	0.00000126	0.00025884	0.00014962	0.00002336	0.00079230	0.00072033	0.00005808	0.00017109
63	0.00066972	0.00068059	0.00076653	0.00068948	0.00155330	0.00354913	0.00268165	0.00213116	0.00041527	0.00145867	0.00112114
64	0.00022734	0.00022734	0.00000015	0.00000031	0.00000015	0.00001180	0.00022295	0.00018671	0.00004961	0.00001190	0.00003584
65	0.00003846	0.00003846	0.00003846	0.00003846	0.00003846	0.00015731	0.00020462	0.00015885	0.00136654	0.00073731	0.00038808

Lampiran 3
Hasil Uji Normalitas
Tests of Normality

	Kolmogorov-Smirnov ^a			Shapiro-Wilk		
	Statistic	df	Sig.	Statistic	df	Sig.
HSRBS	.328	65	.000	.537	65	.000
HSRAS	.239	65	.000	.669	65	.000
TVABS	.321	65	.000	.511	65	.000
TVAAS	.336	65	.000	.488	65	.000

a. Lilliefors Significance Correction

Lampiran 4
Hasil Uji Paired Sample t-test

	Paired Differences					t	df	Sig. (2-tailed)
	Mean	Std. Deviation	Std. Error Mean	95% Confidence Interval of the Difference				
				Lower	Upper			
				Sebelum – Sesudah	-122,031			

	Paired Differences					t	df	Sig. (2-tailed)
	Mean	Std. Deviation	Std. Error Mean	95% Confidence Interval of the Difference				
				Lower	Upper			
				TVA_Sebelum - TVA_Sesudah	-0.0013244			

Lampiran 5
Hasil Uji Wilcoxon Signed Rank

Ranks

		N	Mean Rank	Sum of Ranks
TVA_Sesudah - TVA_Sebelum	Negative Ranks	27 ^a	32.63	881.00
	Positive Ranks	36 ^b	31.53	1135.00
	Ties	2 ^c		
Total		65		

a. TVA_Sesudah < TVA_Sebelum

b. TVA_Sesudah > TVA_Sebelum

c. TVA_Sesudah = TVA_Sebelum

Test Statistics^a

		TVA_Sesudah - TVA_Sebelum
Z		-0.869 ^b
Asymp. Sig. (2-tailed)		0.385

a. Wilcoxon signed ranks Test

b. Based on negative ranks.

Ranks

		N	Mean Rank	Sum of Ranks
Sesudah - Sebelum	Negative Ranks	22 ^a	25.64	564.00
	Positive Ranks	40 ^b	34.73	1389.00
	Ties	3 ^c		
Total		65		

a. Sesudah < Sebelum

b. Sesudah > Sebelum

c. Sesudah = Sebelum

Test Statistics^a

		Sesudah - Sebelum
Z		-2.892 ^b
Asymp. Sig. (2-tailed)		0.004


a. Wilcoxon signed ranks Test



b. Based on negative ranks.

Penetapan Dosen Pembimbing

Bab I, II dan III

Perkumpulan Pengelola Pendidikan Malangkecuwara (P3M)

 **STIE MALANGKECUWARA**
d/b ABM School of Economics

 
Terakreditasi "A", AKUNTANSI, 056/SK/BAH/11/TA/No.03/II/2014
Terakreditasi "A", MANAJEMEN, 257/SK/BAH/11/TA/VI/SK/II/2013

Penetapan Dosen Pembimbing Skripsi
Semester GENAP Tahun Akademik 2018/2019
Nomor : 0331/BAAK/III/2019

Setelah memperhatikan Surat Ketua Program Studi tentang usulan dosen pembimbing skripsi dengan ini Ketua STIE Malangkecuwara Malang menetapkan :



Nama : Dra. LINDANANTY, MM.
Sebagai : Dosen Pembimbing 1
Nama : - - -
Sebagai : Dosen Pembimbing 2

Untuk mahasiswa berikut

Nama : FOURIZKI JOHAN YUPHIANANDA
Nomor Pokok : A.2015.1.33551
Skripsi yang diajukan
Bidang Kajian : MANAJEMEN KEUANGAN
Pokok Bahasan : PORTOFOLIO
Tempat/Obyek : -
Judul Skripsi : -

Demikian surat penetapan ini dikeluarkan untuk dilaksanakan dengan sebaiknya.
Penetapan ini berlaku sejak dikeluarkan.

Dikeluarkan di : Malang
Pada Tanggal : 22/03/2019
Ketua Program Studi Akuntansi,





Dra. RR. WIDANARNI PUDJIASTUTI, Ak., MSi., CA, CPA
NIK-P.3M : 202.710.246

Jalan Jerosan Condri Kelasan
Malang - Indonesia (65142)
Telp. 02 341 491813 (Hunting)
Fax 02 341 495019
http://www.stie-mce.ac.id
e-mail: info@stie-mce.ac.id

Kartu Bimbingan

Bab I, II dan III



STIE Malangkuçęçwara


(Accounting Business Management)

Jl. Terusan Candi Kalasan - Malang Telp. 0341-491813

KARTU BIMBINGAN SKRIPSI
BAB.I s.d BAB. III

BLN/TGL	BAB	PERMASALAHAN	PARAF
Bulan : <u>Mei 2019</u>			
28/3-19		Konsultasi topik, judul OK, data diperpanjang 5 tahun	✍
Bulan : <u>April 2019</u>			
23/4-19		Konsultasi proposal (metodologi penelitian)	✍
Bulan : <u>Mei 2019</u>			
14/5-2019		Revisi Bab I - III	✍
15/5-2019		Ace Bab I - III	
Bulan :			
Bulan :			
Bulan :			

Dosen Pembimbing 1



Dosen Pembimbing 2

Catatan:
 Bobot Penilaian skripsi oleh pembimbing sebesar 50% dengan kriteria penilaian:

6. Ide/inovasi penelitian
7. Pemahaman konsep/teori
8. Pemahaman Metodologi
9. Kemampuan Analisis
10. Rutinitas Pembimbingan



Penentuan Dosen Pembimbing

Bab IV dan V

Perkumpulan Pengelola Pendidikan Malangkuçewara (P3.M)



STIE MALANGKUÇEWARA
d/b ABM School of Economics



Terakreditasi "A", AKUNTANSI, 3233/SK/BAN-PT/Akred/S/II/2018
Terakreditasi "A", MANAJEMEN, 2812/SK/BAN-PT/Akred/S/II/2018

Penetapan Dosen Pembimbing Skripsi

Semester GENAP Tahun Akademik 2018/2019
Nomor : 0331/BAAK/III/2019

Setelah memperhatikan Surat Ketua Program Studi tentang usulan dosen pembimbing skripsi dengan ini Ketua STIE Malangkuçewara Malang menetapkan :

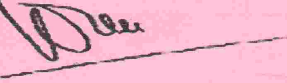

Nama : Dra..LINDANANTY, MM.
Sebagai : Dosen Pembimbing 1
Nama : -
Sebagai : Dosen Pembimbing 2

Untuk mahasiswa berikut

Nama : FOURIZKI JOHAN YUPHIANANDA
Nomor Pokok : A.2015.1.33551
Skripsi yang diajukan
Bidang Kajian : MANAJEMEN KEUANGAN
Pokok Bahasan : PORTOFOLIO
Tempat/Obyek : POJOK GALERI INVESTASI BEI STIE
MALANGKUÇEWARA
Judul Skripsi : REAKSI INVESTOR PASAR MODAL INDONESIA
SEBELUM DAN STOCK SPLIT PADA PERIODE 2013-
2018SESUDAH

Demikian surat penetapan ini dikeluarkan untuk dilaksanakan dengan sebaiknya.
Penetapan ini berlaku sejak dikeluarkan.

Dikeluarkan di : Malang
Pada Tanggal : 03/02/2020
Ketua Program Studi Akuntansi,



Dra. RR. WIDANARNI PUDJIASTUTI, Ak., MSi., CA, CPA
NIK-P.3M : 202.710.246

Kartu Bimbingan

Bab IV dan V



STIE Malangkuçeçwara

(Accounting Business Management)

Jl. Terusan Candi Kalasan - Malang Telp. 0341-491813

KARTU BIMBINGAN SKRIPSI
BAB IV s.d. BAB V

BLN/TGL	BAB	PERMASALAHAN	PARAF
Bulan : Januari 2020			
01/22	4	Konsultasi Gambaran umum objek penelitian.	/s
01/23	4	Konsultasi Deskripsi Variabel Penelitian.	/s
01/27	4	Konsultasi Hasil penelitian & pembahasan.	/s
Bulan : Februari 2020			
02/03	5	Revisi bab IV & Konsultasi bab IV	/s
02/04		Konsultasi persiapan Semhas.	/s
Bulan :			
Bulan :			
Bulan :			
Bulan :			

Dosen Pembimbing 1

Linclanary

Dosen Pembimbing 2

Catatan:

Bobot Penilaian skripsi oleh pembimbing sebesar 50% dengan kriteria penilaian:

6. Ide/inovasi penelitian
7. Pemahaman konsep/teori
8. Pemahaman Metodologi
9. Kemampuan Analisis
10. Rutinitas Pembimbingan