

Pertemuan Pengabdian Masyarakat Malangkuçewara (PAM)

 **STIE MALANGKUÇEWARA**
with ADM School of Economics

Wakil Ketua A. APRIYANTO, S.E., M.P.A., Ph.D. (10/01/2014)
Ruang Kerja A. APRIYANTO, S.E., M.P.A., Ph.D. (10/01/2014)

Penetapan Dosen Pembimbing Skripsi
Semester GABAL Tahun Akademik 2016/2017
Nomor : 0900/BAAK/X/2016

Setelah memperhatikan Surat Ketua Program Studi tentang usulan dosen pembimbing skripsi dengan ini Ketua STIE Malangkuçewara Malang menetapkan :

Nama : Dra. LINDANANTY, MM.
Sebagai : Dosen Pembimbing 1
Nama : -
Sebagai : Dosen Pembimbing 2

Untuk mahasiswa berikut

Nama : PAULINE HIOEDIYANTO
Nomor Pokok : K.2013.1.32138
Skripsi yang diajukan
Bidang Kajian : MANAJEMEN KEUANGAN
Pokok Bahasan : ANALISIS RASIO
Tempat/Obyek : -
Judul Skripsi : -

Demikian surat penetapan ini dikeluarkan untuk dilaksanakan dengan sebaiknya.
Penetapan ini berlaku sejak dikeluarkan.

Dikeluarkan di : Malang
Pada Tanggal : 06/10/2016
Ketua Program Studi Manajemen,



MALANG LINDANANTY, MM.
NIK-P.3M : 202.710.194

Jalan Terusan Candi, Kalasan
Malang - Indonesia (65142)
Telp. 02 341 491813 (Hunting)
Fax 02 341 491819
<http://www.stie-mce.ac.id>
e-mail: info@stie-mce.ac.id



STIE Malangkuçęçwara

(Accounting Business Management)

Jl. Terusan Candi Kalasan - Malang Telp 0341-491813

KARTU BIMBINGAN SKRIPSI BAB I s.d. BAB III

BLN/TGL	BAB	PERMASALAHAN	PARAF
Bulan : <u>Oktober 2016</u>			
12/10-16		Konsultasi judul	
13/10-16		Cari jurnal "index bisnis 27"	
26/10-16		Buat RD	
Bulan : <u>November</u>			
22/11-2016		Revisi Proposal / RD	
24/11-2016		Revisi RD	
Bulan : <u>Desember</u>			
2/12-2016		Sempro	
7/12-2016		Revisi Bab I II III	
13/12-2016		Revisi Bab I II III	
Bulan :			
Bulan :			

Dosen Pembimbing 1

Kindanany

Dosen Pembimbing 2

Kindanany

Catatan:

Bobot Penilaian skripsi oleh pembimbing sebesar 50% dengan kriteria penilaian:

1. Ide/inovasi penelitian
2. Pemahaman konsep/teori
3. Pemahaman Metodologi
4. Kemampuan Analisis
5. Rutinitas Pembimbingan



Penetapan Dosen Pembimbing Skripsi

Semester GASAL Tahun Akademik 2016/2017

Nomor : 0908/BAAK/X/2016

Setelah memperhatikan Surat Ketua Program Studi tentang usulan dosen pembimbing skripsi dengan ini Ketua STIE Malangkuçewara Malang menetapkan :

Nama : Dra LINDANANTY, MM.
 Sebagai : Dosen Pembimbing 1
 Nama : --
 Sebagai : Dosen Pembimbing 2

Untuk mahasiswa berikut

Nama : PAULINE HIOEDIYANTO
 Nomor Pokok : K.2013.1.32138
 Skripsi yang diajukan
 Bidang Kajian : MANAJEMEN KEUANGAN
 Pokok Bahasan : KINERJA SAHAM
 Tempat/Obyek : POJOK GALERI INVESTASI BEI STIE
 MALANGKUÇEWARA
 Judul Skripsi : REAKSI INVESTOR TERHADAP PENERBITAN INDEKS
 BISNIS 27 PADA TAHUN 2016

Demikian surat penetapan ini dikeluarkan untuk dilaksanakan dengan sebaiknya.
 Penetapan ini berlaku sejak dikeluarkan.

Dikeluarkan di : Malang
 Pada Tanggal : 28/07/2017
 Program Studi Manajemen,



Dra. LINDANANTY, MM.
 NIK-P.3M : 202.710.194



STIE MALANGKUÇWARA
Jl. Terusan Candi Kalasan Blimbing – Malang Tlp. (0341) 491813

FM / 7.5/08
Revisi No.:01

KARTU BIMBINGAN SKRIPSI
BAB IV s/d BAB V

BLN / TGL	BAB	PERMASALAHAN	PARAF
Bln: Januari			
30 Januari 2017		Konsultasi Pengelahan Data	
Bln: Maret			
7 Maret 2017		Revisi	
Bln: Juli			
21 Juli 2017		Semhas	
27 Juli 2017		Revisi Bab IV dan V	
28 Juli 2017		ACC Bab IV dan V	
Bln: _____			
Bln: _____			

Dosen Pembimbing I

Lindamanly

Dosen Pembimbing II

Catatan:

Bobot penilaian skripsi oleh pembimbing sebesar 50% dengan kriteria penilaian:

1. Ide/inovasi penelitian
2. Pemahaman konsep/teori
3. Pemahaman Metodologi
4. Kemampuan analisis
5. Rutinitas Pembimbingan

LAMPIRAN

LAMPIRAN 1. HARGA SAHAM DAN IHSG

	04/04/16	05/04/16	06/04/16	07/04/16	08/04/16	11/04/16	12/04/16
	Harga	Harga	Harga	Harga	Harga	Harga	Harga
AALI	17500	17400	17150	17000	16850	16375	16025
ADRO	680	670	695	690	705	710	695
AKRA	7000	7000	6950	6825	6750	6600	6475
ASII	7400	7275	7225	7300	7200	6975	7250
BBCA	13325	13325	13050	13100	13075	12975	13050
BBNI	5125	5200	5200	5275	5200	5075	5100
BBRI	11100	11100	11150	11100	10800	10475	10625
BDMN	3795	3715	3750	3770	3750	3750	3715
BMRI	10175	10375	10375	10300	9850	9525	9550
BMTR	1150	1080	1080	1080	1110	1165	1145
BSDE	1815	1825	1835	1835	1850	1830	1845
CPIN	3575	3520	3560	3575	3620	3665	3720
GGRM	65900	66575	67000	67150	66000	66000	67500
ICBP	15450	15250	15200	15125	15125	14950	15000
INCO	1815	1790	1855	1850	1835	1790	1800
INTP	20125	20175	20100	19900	20200	20025	20100
KLBF	1430	1405	1415	1445	1440	1435	1425
LPKR	1045	1030	1030	1070	1060	1045	1025
MNCN	2190	2145	2135	2135	2045	1990	2045
PGAS	2790	2755	2775	2785	2690	2670	2720
PNBN	765	765	825	855	840	800	810
PTBA	6450	6225	6650	6550	6550	6675	6925
PWON	499	493	505	515	515	510	505
SCMA	3250	3200	3195	3180	3250	3165	3200
SMGR	10225	10250	10275	10300	10425	10425	10500
TLKM	3380	3375	3405	3400	3445	3380	3400
UNTR	15300	15300	15250	15600	14650	15350	15275
IHSG	4850	4843	4868	4867	4847	4787	4830

	13/04/16	14/04/16	15/04/16	18/04/16	19/04/16	20/04/16	21/04/16
	Harga	Harga	Harga	Harga	Harga	Harga	Harga
AALI	16050	16425	16500	16475	16300	16000	16050
ADRO	740	720	700	685	700	720	750
AKRA	6625	6900	6825	6850	6750	6575	6650
ASII	7400	7200	7675	7525	7600	7575	7525
BBCA	13100	13000	13100	13075	13025	13100	13100
BBNI	5050	5025	4840	5025	4915	4910	4930
BBRI	10600	10225	10050	10200	10150	10475	10700
BDMN	3725	3730	3710	3660	3615	3620	3605

BMRI	9600	9675	9250	9700	9625	9750	9875
BMTR	1120	1105	1060	1115	1110	1125	1165
BSDE	1815	1825	1830	1845	1930	1970	1910
CPIN	3750	3680	3715	3725	3695	3690	3725
GGRM	66900	65500	65000	67000	66925	65850	65500
ICBP	14900	14550	14500	14650	14700	15000	15025
INCO	1920	1855	1850	1860	1880	1900	1990
INTP	20800	19900	20150	20150	20050	20150	20000
KLBF	1390	1400	1420	1420	1415	1400	1410
LPKR	1040	1035	1045	1050	1065	1085	1080
MNCN	2125	2110	2090	2090	2080	2170	2210
PGAS	2735	2660	2660	2605	2590	2600	2570
PNBN	800	790	785	795	815	835	825
PTBA	7575	7325	7125	7225	7325	7600	7700
PWON	510	500	505	515	535	540	525
SCMA	3210	3125	3050	3125	3105	3195	3210
SMGR	10775	10625	10350	10475	10325	10425	10525
TLKM	3395	3390	3500	3620	3650	3585	3630
UNTR	15525	15675	16250	16600	16600	16900	16900
IHSG	4853	4815	4824	4866	4882	4877	4903

	22/04/16	25/04/16	26/04/16	27/04/16	28/04/16	29/04/16
	Harga	Harga	Harga	Harga	Harga	Harga
AALI	15975	15750	16300	16100	16250	16100
ADRO	745	750	720	725	735	730
AKRA	6625	6650	6600	6675	6550	6500
ASII	7350	7350	7200	6825	6725	6725
BBCA	13125	13100	12950	13050	13025	13050
BBNI	4895	4795	4650	4610	4620	4585
BBRI	10900	10500	10200	10200	10375	10350
BDMN	3570	3495	3370	3440	3360	3290
BMRI	9975	9675	9500	9625	9825	9650
BMTR	1110	1065	1120	1160	1230	1160
BSDE	1935	1940	1940	1940	1910	1850
CPIN	3650	3700	3735	3760	3745	3715
GGRM	67000	68000	69200	70200	71550	69250
ICBP	15050	15125	14950	14925	15025	15275
INCO	1945	1900	1890	1905	1885	1860
INTP	19950	19950	19775	19900	19900	19725
KLBF	1390	1390	1340	1345	1350	1375
LPKR	1055	1040	1020	1020	1015	1015
MNCN	2200	2175	2270	2315	2405	2350
PGAS	2665	2640	2675	2640	2590	2620
PNBN	830	790	770	790	765	785
PTBA	7500	7500	7325	7375	7150	7050


PWON	530	530	515	525	535	525
SCMA	3200	3165	3115	3090	3200	3200
SMGR	10525	10550	10325	10125	10050	9900
TLKM	3685	3780	3645	3700	3595	3550
UNTR	16725	16000	15500	14625	14825	15000
IHSG	4915	4879	4814	4845	4848	4838

	29/04/16	02/05/16	03/05/16	04/05/16	09/05/16	10/05/16	11/05/16
	Harga	Harga	Harga	Harga	Harga	Harga	Harga
AALI	16100	16250	16200	15725	15375	14900	15500
ADRO	730	715	715	720	695	665	685
AKRA	6500	6350	6050	5900	6050	6450	6400
ASII	6725	6700	6600	6650	6400	6525	6650
BBCA	13050	13100	13050	13100	13125	13175	13150
BBNI	4585	4490	4630	4620	4490	4560	4680
BBRI	10350	10275	10525	10350	10025	10050	10000
BDMN	3290	3190	3110	3030	2930	2890	2970
BMRI	9650	9550	9850	9700	9300	9450	9625
BSDE	1850	1760	1765	1795	1730	1720	1760
CPIN	3715	3710	3660	3750	3510	3420	3400
CTRA	1245	1235	1285	1245	1200	1200	1290
GGRM	69250	71600	68100	67900	67775	71050	70900
ICBP	15275	15300	15300	15350	15400	15400	15500
INCO	1860	1805	1810	1735	1645	1575	1615
INTP	19725	19050	18850	19400	18825	18600	18575
KLBF	1375	1340	1345	1340	1305	1315	1310
LPKR	1015	1005	1005	1015	975	955	940
MIKA	2655	2560	2600	2530	2500	2480	2470
MNCN	2350	2200	2110	2150	2150	2170	2110
PGAS	2620	2510	2510	2460	2340	2300	2390
PNBN	785	760	765	735	735	725	735
PTBA	7050	7050	6875	6600	6500	6300	6550
PWON	525	505	515	505	488	486	505
SMGR	9900	9550	9800	9825	9275	9400	9650
TLKM	3550	3450	3440	3490	3610	3700	3720
UNTR	15000	15000	14500	14200	13750	13525	14075
IHSG	4838	5765	4812	4765	4749	4763	4799

	12/05/16	13/05/16	16/05/16	17/05/16	18/05/16	19/05/16
	Harga	Harga	Harga	Harga	Harga	Harga
AALI	15675	14850	14650	14825	14775	14875
ADRO	695	670	685	695	690	675
AKRA	6375	6125	5750	5900	6175	6175
ASII	6525	6325	6200	6325	6250	6250
BBCA	13150	13150	13025	13000	13025	12975

BBNI	4590	4480	4410	4310	4400	4360
BBRI	9900	9875	9950	9700	9525	9675
BDMN	2990	2870	2830	2920	2830	2900
BMRI	9500	9300	9025	8750	8800	8950
BSDE	1715	1720	1715	1720	1775	1795
CPIN	3420	3150	3010	3030	3140	3300
CTRA	1245	1260	1245	1275	1330	1335
GGRM	73800	71225	71200	73000	72000	71000
ICBP	15550	15600	15475	15900	16400	15925
INCO	1650	1605	1580	1500	1530	1500
INTP	17600	16575	16600	16550	16175	15525
KLBF	1315	1320	1300	1300	1340	1400
LPKR	925	935	935	935	940	940
MIKA	2520	2600	2550	2580	2550	2800
MNCN	2240	2300	2300	2300	2300	2280
PGAS	2380	2310	2350	2310	2290	2210
PNBN	740	700	705	695	690	680
PTBA	6550	6325	6375	6575	6500	6325
PWON	510	500	488	510	540	520
SMGR	9350	9000	9100	9050	9100	8850
TLKM	3760	3690	3720	3720	3740	3630
UNTR	13800	13100	13150	12800	13025	13525
IHSG	4803	4761	4731	4729	4734	4704

MCE



LAMPIRAN 2. HARGA SAHAM DAN IHSG PERIODE 2

	04/10/16	05/10/16	06/10/16	07/10/16	10/10/16	11/10/16	12/10/16
	Harga	Harga	Harga	Harga	Harga	Harga	Harga
AALI	15025	15000	15000	15325	15200	15125	15000
ADRO	1305	1290	1360	1375	1385	1400	1405
AKRA	6650	6600	6500	6425	6375	6400	6325
ASII	8600	8425	8350	8200	8275	8325	8300
BBCA	15950	15800	15775	15800	15700	15800	15600
BBNI	5575	5525	5400	5300	5300	5200	5175
BBRI	12275	12300	12400	11975	11850	11950	12000
BDMN	4070	4040	3890	3840	3810	3960	4000
BMRI	11200	11000	10950	10900	10900	10850	11000
BSDE	2210	2180	2200	2170	2140	2180	2180
CPIN	3770	3650	3650	3700	3650	3700	3700
CTRA	1640	1595	1610	1535	1490	1540	1580
GGRM	66975	66975	66850	65900	65025	64500	64250
ICBP	9750	9725	9725	9575	9625	9800	9800
INCO	2960	2750	2700	2670	2670	2720	2760
INTP	17800	17750	17700	17950	17800	17675	17450
KLBF	1740	1710	1710	1710	1715	1720	1710
LPKR	995	985	955	970	960	940	965
MIKA	2750	2750	2760	2760	2830	2800	2830
MNCN	2060	2040	2000	2060	2050	2030	1955
PGAS	2900	2730	2670	2600	2610	2590	2580
PNBN	835	825	805	830	820	805	800
PTBA	10275	10250	10650	10850	11200	11675	11625
PWON	690	665	670	665	650	665	685
SMGR	10675	10500	10450	10400	10300	10000	10050
TLKM	4360	4300	4210	4200	4160	4160	4140
UNTR	18450	18700	19300	19450	18850	19450	19100
IHSG	5472	5420	5409	5377	5360	5381	5364

	13/10/16	14/10/16	17/10/16	18/10/16	19/10/16	20/10/16	21/10/16
	Harga	Harga	Harga	Harga	Harga	Harga	Harga
AALI	14775	15075	15675	15950	15800	15475	14600
ADRO	1405	1425	1460	1440	1530	1510	1500
AKRA	6375	6575	6575	6825	6900	6650	6525
ASII	8200	8325	8225	8475	8375	8375	8375
BBCA	15450	15800	15900	16050	15975	15750	15800
BBNI	5375	5475	5500	5400	5400	5450	5425
BBRI	11975	12225	12150	12200	12150	12125	12225
BDMN	3980	3980	4000	3920	3880	3870	3950
BMRI	11050	11350	11375	11400	11375	11300	11225
BSDE	2140	2180	2170	2230	2220	2220	2190

CPIN	3710	3700	3640	3700	3570	3550	3580
CTRA	1555	1575	1540	1600	1610	1630	1560
GGRM	64925	64800	65100	66175	66275	65150	65475
ICBP	9475	9800	9600	9525	9450	9475	9575
INCO	2760	2740	2750	2890	2850	2870	2700
INTP	17200	17250	16950	16875	16800	16525	16425
KLBF	1725	1725	1735	1735	1730	1730	1720
LPKR	945	930	925	930	920	915	900
MIKA	2750	2840	2780	2900	2870	2920	2850
MNCN	1985	1975	2060	2100	2120	2160	2110
PGAS	2570	2560	2590	2570	2500	2490	2440
PNBN	800	820	810	820	820	810	810
PTBA	11600	11700	12425	12200	12525	12500	12000
PWON	690	700	690	710	715	710	720
SMGR	10075	10075	9900	10050	9975	9900	10000
TLKM	4180	4210	4240	4230	4200	4200	4210
UNTR	19400	19200	19800	19800	20100	20050	20200
IHSG	5340	5399	5410	5430	5409	5403	5409

	24/10/16	25/10/16	26/10/16	27/10/16	28/10/16	31/10/16
	Harga	Harga	Harga	Harga	Harga	Harga
AALI	15325	15600	15600	15625	15525	15250
ADRO	1525	1525	1555	1550	1580	1585
AKRA	6800	6975	6850	6900	6750	7100
ASII	8300	8175	8200	8250	8175	8225
BBCA	15675	15500	15500	15525	15600	15525
BBNI	5450	5475	5450	5525	5525	5575
BBRI	12200	12150	12075	12200	12200	12200
BDMN	3980	3870	3810	3920	3830	3860
BMRI	11200	11175	11075	11325	11375	11475
BSDE	2200	2200	2180	2170	2170	2170
CPIN	3650	3610	3580	3680	3700	3700
CTRA	1560	1545	1545	1590	1590	1580
GGRM	65875	65225	65250	66400	66000	67900
ICBP	9500	9600	9525	9575	9525	9400
INCO	2670	2680	2640	2680	2630	2720
INTP	16650	16700	16700	16350	16475	16450
KLBF	1730	1720	1750	1745	1730	1740
LPKR	905	905	890	875	890	905
MIKA	2800	2760	2750	2780	2760	2780
MNCN	2110	2130	2110	2100	2100	2100
PGAS	2570	2600	2560	2550	2590	2560
PNBN	810	795	800	795	805	800
PTBA	12175	12275	12675	12500	12025	11900
PWON	740	735	745	750	725	720

SMGR	9975	10150	10075	10075	9975	9850
TLKM	4220	4200	4190	4240	4230	4220
UNTR	20325	20750	21150	21550	21100	21625
IHSG	5420	5397	5399	5416	5410	5422

	31/10/16	01/11/16	02/11/16	03/11/16	04/11/16	07/11/16	08/11/16	09/11/16
	Harga	Harga	Harga	Harga	Harga	Harga	Harga	Harga
AAJI	15250	15000	14750	14625	14775	15000	15325	15125
ADRO	1585	1640	1720	1640	1670	1685	1630	1570
AKRA	7100	6875	6800	6500	6750	6725	7000	6950
ASII	8225	8325	8325	8125	8125	8225	8375	8250
BBCA	15525	15450	15475	15425	15500	15400	15500	15300
BBNI	5575	5525	5525	5475	5600	5575	5725	5575
BBRI	12200	12225	12400	12325	12400	12450	12875	12600
BMRI	11475	11425	11500	11150	11100	11375	11575	11350
BSDE	2170	2130	2100	2060	2060	2070	2120	2070
CPIN	3700	3710	3680	3530	3620	3530	3620	3590
CTRA	1580	1520	1470	1490	1505	1565	1630	1600
GGRM	67900	68000	68250	65000	67050	66475	67950	67200
ICBP	9400	9200	9150	8800	9100	9275	9575	9450
INDF	8500	8500	8450	8200	8175	8150	8375	8200
INTP	16450	16425	16350	16000	16100	15925	16125	16000
KLBF	1740	1735	1720	1725	1725	1690	1710	1710
LPKR	905	900	880	875	880	890	890	885
MIKA	2780	2780	2780	2750	2850	2840	2780	2750
MNCN	2100	2070	1990	1945	1955	1900	1950	1975
PGAS	2560	2520	2460	2400	2470	2480	2490	2480
PNBN	800	835	850	825	840	875	880	860
PWON	720	710	720	720	720	720	720	705
SCMA	2650	2590	2510	2380	2470	2470	2500	2480
SMGR	9850	9500	9450	9275	9275	9300	9400	9225
SSMS	1520	1520	1500	1500	1475	1465	1475	1475
TLKM	4220	4200	4200	4150	4150	4150	4280	4120
UNTR	21625	22275	22275	21850	21850	22275	22950	22725
IHSG	5422	5416	5405	5329	5362	5386	5470	5414

LAMPIRAN 3. VOLUME DAN JUMLAH SAHAM BEREDAR PERIODE 1

	05/04/16		06/04/16		07/04/16	
	Volume	Saham Beredar	Volume	Saham Beredar	Volume	Saham Beredar
AALI	728000	1574745000	1269300	1574745000	1722800	1574745000
ADRO	22776400	31985962000	68269900	31985962000	86828800	31985962000
AKRA	11477800	3949030235	5705500	3949030235	9419900	3949030235
ASII	25273500	40483553140	22416600	40483553140	30498500	40483553140
BBCA	16740100	24408459120	17852800	24408459120	20263700	24408459120
BBNI	32551600	18462169893	16332700	18462169893	35758600	18462169893
BBRI	15940200	24422470380	16815000	24422470380	19468000	24422470380
BDMN	3815000	9488796931	2249800	9488796931	809100	9488796931
BMRI	24865400	23099999999	9978800	23099999999	17526800	23099999999
BMTR	30343400	14198613922	17251800	14198613922	21677900	14198613922
BSDE	29745700	19246696192	17677400	19246696192	43432200	19246696192
CPIN	4974200	16398000000	2981800	16398000000	5113100	16398000000
GGRM	1502100	1924088000	1100700	1924088000	1473500	1924088000
ICBP	2033100	5830954000	1839500	5830954000	3139400	5830954000
INCO	7897200	9936338720	12901500	9936338720	11767800	9936338720
INTP	1011800	3681231699	1497800	3681231699	1336000	3681231699
KLBF	50047600	46875122110	32896500	46875122110	117209500	46875122110
LPKR	46758400	23077689619	37465800	23077689619	115290900	23077689619
MNCN	12470700	14276088500	12148000	14276088500	5249800	14276088500
PGAS	54978400	24241508196	23384800	24241508196	82736800	24241508196
PNBN	12527800	23837645998	26146900	23837645998	35462400	23837645998
PTBA	4254300	2304131850	10451400	2304131850	10905500	2304131850
PWON	59682100	48159602400	42038600	48159602400	61277600	48159602400
SCMA	7745800	14621601234	8343700	14621601234	8115500	14621601234
SMGR	8078400	5931520000	5285400	5931520000	6112600	5931520000
TLKM	69798700	1.008E+11	63554500	1.008E+11	77205400	1.008E+11
UNTR	2027900	3730135136	2761100	3730135136	7103300	3730135136

	08/04/16		11/04/16		12/04/16	
	Volume	Saham Beredar	Volume	Saham Beredar	Volume	Saham Beredar
1249300	1574745000	1834900	1574745000	1525500	1574745000	
46140600	31985962000	50281500	31985962000	63438200	31985962000	
6359900	3963677735	7627400	3989885170	9556800	3989885170	
18516700	40483553140	31261500	40483553140	24135600	40483553140	
14094700	24408459120	26426100	24408459120	11345400	24408459120	
23818600	18462169893	26048600	18462169893	23049200	18462169893	
35800400	24422470380	28162200	24422470380	24302800	24422470380	
1764700	9488796931	1270900	9488796931	530200	9488796931	
45262000	23099999999	42610000	23099999999	38483300	23099999999	
12303500	14198613922	16972900	14198613922	11142600	14198613922	

48634700	19246696192	36366300	19246696192	49453700	19246696192
4335200	16398000000	3431300	16398000000	3351100	16398000000
1307800	1924088000	510500	1924088000	1296800	1924088000
2351200	5830954000	2554600	5830954000	1478000	5830954000
20716600	9936338720	7306000	9936338720	7789700	9936338720
901400	3681231699	995700	3681231699	665600	3681231699
47090200	46875122110	32895000	46875122110	32788800	46875122110
29921100	23077689619	32658800	23077689619	34486400	23077689619
24425800	14276088500	11499400	14276088500	18218100	14276088500
72047900	24241508196	38841000	24241508196	57973800	24241508196
7035500	23837645998	15459900	23837645998	9268300	23837645998
5160100	2304131850	4502400	2304131850	7024600	2304131850
52104300	48159602400	24490500	48159602400	43485300	48159602400
7520100	14621601234	8223700	14621601234	5777800	14621601234
5755200	5931520000	3973100	5931520000	4653200	5931520000
54809700	1.008E+11	78293400	1.008E+11	52196200	1.008E+11
2487900	3730135136	2117200	3730135136	2066700	3730135136

13/04/16		14/04/16		15/04/16	
Volume	Saham Beredar	Volume	Saham Beredar	Volume	Saham Beredar
844000	1574745000	2082800	1574745000	1338700	1574745000
158047000	31985962000	107056300	31985962000	49216200	31985962000
7976000	3990227170	13280900	3990227170	8140500	3990227170
35017200	40483553140	28287400	40483553140	64674000	40483553140
10788900	24408459120	9715900	24408459120	17735200	24408459120
28906300	18462169893	15622300	18462169893	53545000	18462169893
21498400	24422470380	73810900	24422470380	63681700	24422470380
1170800	9488796931	1717900	9488796931	797300	9488796931
21211600	23099999999	29404100	23099999999	38076500	23099999999
7344300	14198613922	3028900	14198613922	12119800	14198613922
17107200	19246696192	25789200	19246696192	8978900	19246696192
3418500	16398000000	5037000	16398000000	2103800	16398000000
948200	1924088000	866200	1924088000	743400	1924088000
2610400	5830954000	2259100	5830954000	4154800	5830954000
34800800	9936338720	51274800	9936338720	7710800	9936338720
2101200	3681231699	2954000	3681231699	606800	3681231699
25389000	46875122110	58677000	46875122110	36273700	46875122110
49800300	23077689619	58790500	23077689619	71737000	23077689619
19036600	14276088500	12509200	14276088500	9113100	14276088500
49777700	24241508196	99406400	24241508196	70269700	24241508196
4810500	23837645998	9383200	23837645998	6288400	23837645998
19763300	2304131850	12187600	2304131850	4565700	2304131850
37746700	48159602400	52223100	48159602400	21064500	48159602400
3670000	14621601234	5137400	14621601234	5129900	14621601234
9938100	5931520000	6619000	5931520000	3457600	5931520000

46316200	1.008E+11	57896600	1.008E+11	110433300	1.008E+11
3368500	3730135136	5516500	3730135136	7848400	3730135136

18/04/16		19/04/16		20/04/16	
Volume	Saham Beredar	Volume	Saham Beredar	Volume	Saham Beredar
818000	1574745000	875200	1574745000	2165100	1574745000
61002400	31985962000	36327500	31985962000	67197300	31985962000
6307900	3990227170	7667300	3990227170	6719900	3990227170
29711700	40483553140	26594300	40483553140	20088700	40483553140
12096900	24408459120	15466900	24408459120	13862600	24408459120
40993700	18462169893	47169700	18462169893	57421000	18462169893
42164600	24422470380	29699700	24422470380	47855800	24422470380
1625800	9488796931	702800	9488796931	1370100	9488796931
30602200	23099999999	26230900	23099999999	22027700	23099999999
6798100	14198613922	4465900	14198613922	16499700	14198613922
31845700	19246696192	102719600	19246696192	89126900	19246696192
2004600	16398000000	3406100	16398000000	11629400	16398000000
856300	1924088000	261400	1924088000	1217400	1924088000
2107500	5830954000	4519200	5830954000	1584100	5830954000
6679800	9936338720	11061000	9936338720	13492300	9936338720
1093200	3681231699	758500	3681231699	2667800	3681231699
18789000	46875122110	26124000	46875122110	37126000	46875122110
68742100	23077689619	76922600	23077689619	79929400	23077689619
7085900	14276088500	9422700	14276088500	23308700	14276088500
86524500	24241508196	40491800	24241508196	41861600	24241508196
5282600	23837645998	7918400	23837645998	6887100	23837645998
5706600	2304131850	4296800	2304131850	6741300	2304131850
73826300	48159602400	198755200	48159602400	143702200	48159602400
2432900	14621601234	4994500	14621601234	4908300	14621601234
3168800	5931520000	4782300	5931520000	2746600	5931520000
121698800	1.008E+11	111201900	1.008E+11	94939200	1.008E+11
4473900	3730135136	3672900	3730135136	6079100	3730135136

21/04/16		22/04/16		25/04/16	
Volume	Saham Beredar	Volume	Saham Beredar	Volume	Saham Beredar
1511800	1574745000	1270600	1574745000	991900	1574745000
128642400	31985962000	62149600	31985962000	57883600	31985962000
9283200	3990227170	3079200	3990227170	3369800	3990227170
22761300	40483553140	27734400	40483553140	27530200	40483553140
12517200	24408459120	7852800	24408459120	12415800	24408459120
40488800	18462169893	39196900	18462169893	58934800	18462169893
41401200	24422470380	40285500	24422470380	53850100	24422470380

1725100	9488796931	780000	9488796931	1443000	9488796931
19743900	23099999999	17649600	23099999999	25112900	23099999999
13495400	14198613922	8538400	14198613922	13903700	14198613922
36348500	19246696192	18661000	19246696192	19416800	19246696192
4307500	16398000000	2316100	16398000000	2812700	16398000000
759800	1924088000	1202200	1924088000	1070100	1924088000
2560300	5830954000	1130500	5830954000	1261000	5830954000
25607700	9936338720	13721500	9936338720	6563700	9936338720
1547000	3681231699	1066400	3681231699	528700	3681231699
46886100	46875122110	24187600	46875122110	41004600	46875122110
38581500	23077689619	23133700	23077689619	23422000	23077689619
20881400	14276088500	11851000	14276088500	13521200	14276088500
48921000	24241508196	90387900	24241508196	70028800	24241508196
3408000	23837645998	1569100	23837645998	1762500	23837645998
8133500	2304131850	4524500	2304131850	2560500	2304131850
47150900	48159602400	35890500	48159602400	29463300	48159602400
3057900	14621601234	1797400	14621601234	2283600	14621601234
2789200	5931520000	3843900	5931520000	5558100	5931520000
94208900	1.008E+11	145345500	1.008E+11	114861000	1.008E+11
3449500	3730135136	2290500	3730135136	3208200	3730135136

26/04/16		27/04/16		28/04/16		29/04/16	
Volume	Saham Beredar	Volume	Saham Beredar	Volume	Saham Beredar	Volume	Saham Beredar
3096000	1574745000	1355000	1574745000	638200	1574745000	719600	1574745000
54010700	31985962000	24575300	31985962000	36285700	31985962000	32940600	31985962000
6327800	3990227170	7931000	3990227170	4544500	3990227170	7884000	3990227170
26034000	40483553140	97825300	40483553140	50507400	40483553140	33714200	40483553140
25947500	24408459120	12837100	24408459120	13770800	24408459120	12200300	24408459120
88220100	18462169893	51269100	18462169893	40001400	18462169893	24098800	18462169893
33759000	24422470380	28365700	24422470380	31136400	24422470380	15680600	24422470380
1598600	9488796931	1663200	9488796931	2986400	9488796931	2048400	9488796931
35930900	23099999999	19354900	23099999999	17605300	23099999999	12997900	23099999999
16790600	14198613922	11150700	14198613922	19853900	14198613922	13114600	14198613922
9919600	19246696192	16889500	19246696192	14264800	19246696192	33379700	19246696192
2169500	16398000000	2473400	16398000000	3282800	16398000000	3865000	16398000000
956200	1924088000	1541700	1924088000	1354000	1924088000	1590000	1924088000
1628900	5830954000	2269200	5830954000	2414200	5830954000	3644800	5830954000
4955700	9936338720	3936700	9936338720	7078900	9936338720	14839900	9936338720
1310800	3681231699	975800	3681231699	842200	3681231699	841600	3681231699
58890000	46875122110	22141400	46875122110	23322400	46875122110	44375900	46875122110
67650700	23077689619	34866900	23077689619	34791700	23077689619	27316400	23077689619
18646000	14276088500	12831200	14276088500	13072700	14276088500	10756300	14276088500
50092500	24241508196	42961500	24241508196	52013800	24241508196	27142600	24241508196
6576200	23837645998	3725200	23837645998	2305500	23837645998	4292700	23837645998
5081600	2304131850	4119400	2304131850	5706500	2304131850	2577000	2304131850

45680100	48159602400	14401600	48159602400	40087100	48159602400	21791100	48159602400
2749600	14621601234	3901000	14621601234	4839200	14621601234	2475800	14621601234
5847500	5931520000	4717900	5931520000	3629300	5931520000	8919200	5931520000
122013000	1.008E+11	74476000	1.008E+11	160377500	1.008E+11	225310200	1.008E+11
3349200	3730135136	7996700	3730135136	5902100	3730135136	4169700	3730135136

	02/05/16		03/05/16		04/05/16	
	Volume	Saham Beredar	Volume	Saham Beredar	Volume	Saham Beredar
AALI	550100	1574745000	563900	1574745000	1008500	1574745000
ADRO	22677400	31985962000	23686200	31985962000	29309400	31985962000
AKRA	3879500	3990227170	11621100	3990227170	14682000	3990227170
ASII	17509900	40483553140	36342500	40483553140	44649100	40483553140
BBCA	5209600	24408459120	16444900	24408459120	15109000	24408459120
BBNI	33067600	18462169893	71798100	18462169893	42589800	18462169893
BBRI	12043700	24422470380	29254400	24422470380	22988800	24422470380
BDMN	999300	9488796931	2981300	9488796931	3863800	9488796931
BMRI	9977600	23099999999	21983100	23099999999	21501900	23099999999
BSDE	22671200	19246696192	26228000	19246696192	25940400	19246696192
CPIN	1945500	16398000000	2568400	16398000000	4961900	16398000000
CTRA	9984300	15330659837	6454700	15330659837	9361700	15330659837
GGRM	634800	1924088000	1380200	1924088000	1336400	1924088000
ICBP	1831200	5830954000	2183400	5830954000	2521900	5830954000
INCO	6488000	9936338720	6075400	9936338720	8865300	9936338720
INTP	1642300	3681231699	1298500	3681231699	2116900	3681231699
KLBF	27497600	46875122110	43127700	46875122110	34228800	46875122110
LPKR	20820100	23077689619	27848000	23077689619	65157200	23077689619
MIKA	8592300	14550736000	9056600	14550736000	17398400	14550736000
MNCN	9949500	14276088500	11663400	14276088500	11055600	14276088500
PGAS	26596000	24241508196	27375000	24241508196	32746600	24241508196
PNBN	1021100	23837645998	1869000	23837645998	3361600	23837645998
PTBA	2667400	2304131850	3007600	2304131850	8366900	2304131850
PWON	20072300	48159602400	21946500	48159602400	71171800	48159602400
SMGR	5421700	5931520000	6346200	5931520000	6695300	5931520000
TLKM	175519300	1.008E+11	156357700	1.008E+11	153451200	1.008E+11
UNTR	2190000	3730135136	3805400	3730135136	5080900	3730135136

09/05/16		10/05/16		11/05/16	
Volume	Saham Beredar	Volume	Saham Beredar	Volume	Saham Beredar
1349300	1574745000	1666800	1574745000	1685500	1574745000
51182600	31985962000	41210800	31985962000	45489500	31985962000

12694800	3990227170	16454000	3990227170	9416200	3990227170
67013600	40483553140	46594200	40483553140	32150300	40483553140
18289200	24408459120	31665600	24408459120	18296000	24408459120
39950400	18462169893	33087100	18462169893	43832800	18462169893
30959300	24422470380	24356400	24422470380	31884700	24422470380
4797700	9488796931	4170600	9488796931	3256400	9488796931
43438200	23099999999	24020600	23099999999	15354600	23099999999
21481900	19246696192	27630700	19246696192	18112900	19246696192
6322300	16398000000	4895100	16398000000	7556700	16398000000
22211600	15330659837	8353800	15330659837	11183200	15330659837
1375200	1924088000	1671400	1924088000	544600	1924088000
4475200	5830954000	1213900	5830954000	3430300	5830954000
10942000	9936338720	8949100	9936338720	7808700	9936338720
1917400	3681231699	2944200	3681231699	2118100	3681231699
44751700	46875122110	51170000	46875122110	40503200	46875122110
51599100	23077689619	80607500	23077689619	52008300	23077689619
17535200	14550736000	9832700	14550736000	10953500	14550736000
13611500	14276088500	11678400	14276088500	9672200	14276088500
52270900	24241508196	61092800	24241508196	49110400	24241508196
667300	23837645998	1315200	23837645998	1792400	23837645998
3854200	2304131850	4972200	2304131850	4891100	2304131850
62292500	48159602400	51865900	48159602400	54389500	48159602400
5522400	5931520000	4730500	5931520000	5622700	5931520000
157422300	1.008E+11	101558100	1.008E+11	84834700	1.008E+11
4655000	3730135136	3696200	3730135136	5425300	3730135136

12/05/16		13/05/16		16/05/16	
Volume	Saham Beredar	Volume	Saham Beredar	Volume	Saham Beredar
822000	1574745000	3353800	1574745000	1324200	1574745000
13931200	31985962000	18858300	31985962000	22269100	31985962000
11228100	3990227170	11922200	3990227170	8474500	3990227170
26444000	40483553140	55281200	40483553140	48920300	40483553140
8651900	24408459120	15137200	24408459120	16815400	24408459120
20098700	18462169893	23967700	18462169893	17224500	18462169893
28788800	24422470380	25595400	24422470380	16527500	24422470380
2916700	9488796931	3005400	9488796931	2230200	9488796931
10071100	23099999999	21686800	23099999999	33023800	23099999999
10211200	19246696192	8922700	19246696192	5825600	19246696192
2792800	16398000000	9974700	16398000000	15113100	16398000000
7815000	15330659837	12811200	15330659837	4676700	15330659837
1410700	1924088000	664000	1924088000	4676700	15330659837
1858100	5830954000	1414400	5830954000	1349900	5830954000
6263300	9936338720	4291300	9936338720	1772100	9936338720
4022800	3681231699	7300600	3681231699	4307600	3681231699
31463200	46875122110	34053700	46875122110	38571300	46875122110

52228100	23077689619	76435300	23077689619	139410800	23077689619
8212600	14550736000	11417300	14550736000	7962100	14550736000
22294900	14276088500	14233700	14276088500	14462900	14276088500
39018700	24241508196	27973500	24241508196	23058400	24241508196
1145400	23837645998	3798300	23837645998	1210800	23837645998
5599900	2304131850	3504900	2304131850	2021500	2304131850
58531900	48159602400	28562700	48159602400	21297400	48159602400
4979500	5931520000	9531900	5931520000	7439800	5931520000
142320700	1.008E+11	85983800	1.008E+11	122085600	1.008E+11
1927600	3730135136	4628800	3730135136	3083100	3730135136

17/05/16		18/05/16		19/05/16	
Volume	Saham Beredar	Volume	Saham Beredar	Volume	Saham Beredar
1075300	1574745000	1182200	1574745000	1541000	1574745000
57066400	31985962000	32205900	31985962000	18045700	31985962000
10253400	3990227170	12345200	3990227170	9205500	3990227170
25194100	40483553140	27431800	40483553140	34656300	40483553140
12965800	24408459120	13354200	24408459120	21176300	24408459120
28552700	18462169893	41504200	18462169893	33421400	18462169893
20313700	24422470380	43366500	24422470380	33133000	24422470380
2268600	9488796931	3631000	9488796931	2042300	9488796931
59590300	23099999999	30119600	23099999999	32034900	23099999999
20711200	19246696192	30036200	19246696192	33697000	19246696192
9339200	16398000000	6701200	16398000000	14623600	16398000000
13847900	15330659837	24206600	15330659837	17143200	15330659837
496100	1924088000	1094400	1924088000	367100	1924088000
5257100	5830954000	6822500	5830954000	2157300	5830954000
16272000	9936338720	5379500	9936338720	2982300	9936338720
3657000	3681231699	3122500	3681231699	4203500	3681231699
20142300	46875122110	66179800	46875122110	122483000	46875122110
86578900	23077689619	56242900	23077689619	92578400	23077689619
7216400	14550736000	8462100	14550736000	7019900	14550736000
53312500	14276088500	9110100	14276088500	5093100	14276088500
17217500	24241508196	16657200	24241508196	79032500	24241508196
2982500	23837645998	716200	23837645998	1342900	23837645998
4103700	2304131850	4191800	2304131850	2470400	2304131850
29883900	48159602400	75234100	48159602400	59916800	48159602400
5732500	5931520000	3645300	5931520000	10896400	5931520000
64899500	1.008E+11	83954800	1.008E+11	116976600	1.008E+11
4410100	3730135136	4804100	3730135136	3935600	3730135136

LAMPIRAN 4 VOLUME DAN JUMLAH SAHAM BEREDAR PERIODE 2

	05/10/16		06/10/16		07/10/16	
	Volume	Saham Beredar	Volume	Saham Beredar	Volume	Saham Beredar
AALI	1820700	1924688333	827900	1924688333	3017600	1924688333
ADRO	32273300	31985962000	85124600	31985962000	44233200	31985962000
AKRA	1518900	3990227170	1665600	3990227170	2247300	3990227170
ASII	15212400	40483553140	12990900	40483553140	25228600	40483553140
BBCA	12673500	24408459120	11664900	24408459120	9201300	24408459120
BBNI	23204700	18462169893	28814100	18462169893	26482100	18462169893
BBRI	27455200	24422470380	20926500	24422470380	25879400	24422470380
BDMN	1232200	9488796931	1491300	9488796931	1753000	9488796931
BMRI	36373600	23099999999	25840900	23099999999	14421800	23099999999
BSDE	28981100	19246696192	12207600	19246696192	12284300	19246696192
CPIN	6101300	16398000000	2810300	16398000000	3137300	16398000000
CTRA	15463000	15425291220	5327900	15425291220	14637900	15425291220
GGRM	1417400	1924088000	1347300	1924088000	895200	1924088000
ICBP	2798900	11661908000	1875100	11661908000	2410900	11661908000
INCO	36672200	9936338720	18467700	9936338720	15998400	9936338720
INTP	1979400	3681231699	1099900	3681231699	830000	3681231699
KLBF	29091400	46875122110	22640800	46875122110	19897800	46875122110
LPKR	70599400	23077689619	107316600	23077689619	74858000	23077689619
MIKA	8134700	14550736000	3932000	14550736000	3996700	14550736000
MNCN	6245100	14276103500	5592700	14276103500	6922700	14276103500
PGAS	119351300	24241508196	47494900	24241508196	44242100	24241508196
PBNB	1770700	23837645998	8067000	23837645998	1461400	23837645998
PTBA	2949300	2304131850	8175800	2304131850	5805800	2304131850
PWON	75110400	48159602400	50901200	48159602400	30507500	48159602400
SMGR	5900700	5931520000	3938200	5931520000	2725200	5931520000
TLKM	64563500	1.008E+11	83690900	1.008E+11	50796000	1.008E+11
UNTR	5204100	3730135136	8690600	3730135136	2772300	3730135136

10/10/16		11/10/16		12/10/16	
Volume	Saham Beredar	Volume	Saham Beredar	Volume	Saham Beredar
1332400	1924688333	1689700	1924688333	2254100	1924688333
40670700	31985962000	53416100	31985962000	30869600	31985962000
2754000	3990227170	4167800	3991751170	2420300	3991781170
9528300	40483553140	43085200	40483553140	27172600	40483553140
4991800	24408459120	14435300	24408459120	15787200	24408459120
10648500	18462169893	25475300	18462169893	20311900	18462169893
12134100	24422470380	31740800	24422470380	12757900	24422470380
198000	9488796931	1036000	9488796931	1153600	9488796931
14072600	23099999999	22330700	23099999999	14687000	23099999999
15343100	19246696192	27008000	19246696192	10090800	19246696192

1594100	16398000000	5354100	16398000000	5314000	16398000000
7674700	15425291220	20031900	15425291220	13255300	15425291220
302100	1924088000	1029300	1924088000	1087900	1924088000
1783600	11661908000	3758900	11661908000	5154700	11661908000
14081800	9936338720	22011500	9936338720	45305100	9936338720
575500	3681231699	1702500	3681231699	632400	3681231699
7288600	46875122110	26310200	46875122110	16017800	46875122110
70688400	23077689619	74458500	23077689619	335257800	23077689619
5129000	14550736000	4021500	14550736000	3492700	14550736000
5286400	14276103500	6608800	14276103500	4426500	14276103500
19226000	24241508196	34939000	24241508196	59679900	24241508196
949300	23837645998	1858400	23837645998	523600	23837645998
6731600	2304131850	6069300	2304131850	2166500	2304131850
43282300	48159602400	84222500	48159602400	55170400	48159602400
1781300	5931520000	29421900	5931520000	5307900	5931520000
33361000	1.008E+11	95073200	1.008E+11	77235200	1.008E+11
2239300	3730135136	4828500	3730135136	4795000	3730135136

13/10/16		14/10/16		17/10/16	
Volume	Saham Beredar	Volume	Saham Beredar	Volume	Saham Beredar
2387500	1924688333	979300	1924688333	5597500	1924688333
29637300	31985962000	35534000	31985962000	46657000	31985962000
2724000	3991781170	2892100	3991781170	2639300	3991781170
26352300	40483553140	42981500	40483553140	18988500	40483553140
11549000	24408459120	21454300	24408459120	22926100	24408459120
75763600	18462169893	35603000	18462169893	24388700	18462169893
17981400	24422470380	17618400	24422470380	20157200	24422470380
929500	9488796931	1363800	9488796931	462400	9488796931
18684300	23099999999	23564200	23099999999	16760500	23099999999
33311100	19246696192	19921200	19246696192	9574800	19246696192
2941700	16398000000	3448200	16398000000	4647400	16398000000
4498700	15425291220	8848700	15425291220	13737800	15425291220
1118400	1924088000	876200	1924088000	904100	1924088000
3217500	11661908000	4129300	11661908000	4754800	11661908000
17036400	9936338720	8633800	9936338720	13343700	9936338720
2375000	3681231699	995300	3681231699	1300500	3681231699
17817700	46875122110	22844900	46875122110	13024700	46875122110
215849100	23077689619	154537500	23077689619	59794500	23077689619
4798100	14550736000	4750500	14550736000	2740500	14550736000
4134500	14276103500	5385900	14276103500	10223500	14276103500
35728400	24241508196	36134100	24241508196	33267900	24241508196
2792200	23837645998	955800	23837645998	645600	23837645998
1881800	2304131850	2906700	2304131850	4763600	2304131850
44327900	48159602400	41423900	48159602400	29033800	48159602400

3611500	5931520000	4113800	5931520000	5172700	5931520000
95797800	1.008E+11	127750100	1.008E+11	62848500	1.008E+11
5019500	3730135136	5687000	3730135136	9210300	3730135136

18/10/16		19/10/16		20/10/16	
Volume	Saham Beredar	Volume	Saham Beredar	Volume	Saham Beredar
4221900	1924688333	1812100	1924688333	912200	1924688333
52587500	31985962000	88032300	31985962000	35639200	31985962000
4283800	3991781170	5077100	3991781170	1880800	3991781170
49669800	40483553140	32308300	40483553140	17963700	40483553140
32105200	24408459120	8749600	24408459120	7799200	24408459120
32238200	18462169893	19366200	18462169893	14011900	18462169893
13763200	24422470380	7490800	24422470380	12196100	24422470380
1253200	9488796931	806700	9488796931	108500	9488796931
14227400	23099999999	12864200	23099999999	13411100	23099999999
50552900	19246696192	15166400	19246696192	13345000	19246696192
1908200	16398000000	3945000	16398000000	2116100	16398000000
14126400	15425291220	16058600	15425291220	9246100	15425291220
722900	1924088000	1133300	1924088000	743700	1924088000
2668700	11661908000	3324400	11661908000	1461900	11661908000
42468200	9936338720	16396600	9936338720	11455500	9936338720
1801900	3681231699	1021300	3681231699	1758700	3681231699
20267600	46875122110	10282700	46875122110	11429100	46875122110
99035500	23077689619	85452500	23077689619	57345300	23077689619
6813800	14550736000	4858200	14550736000	4853600	14550736000
19068100	14276103500	9884800	14276103500	15078800	14276103500
31041800	24241508196	74439400	24241508196	37240500	24241508196
5398500	23837645998	1729800	23837645998	224400	23837645998
6520500	2304131850	4497700	2304131850	2589300	2304131850
133686600	48159602400	63119800	48159602400	81841200	48159602400
5410800	5931520000	2453900	5931520000	5413400	5931520000
47811100	1.008E+11	39787500	1.008E+11	49146300	1.008E+11
6748200	3730135136	6230100	3730135136	3372300	3730135136

21/10/16		24/10/16		25/10/16	
Volume	Saham Beredar	Volume	Saham Beredar	Volume	Saham Beredar
2926000	1924688333	1724400	1924688333	1872700	1924688333
112802300	31985962000	26332800	31985962000	19755500	31985962000
4360900	3991781170	4560600	3991781170	4386100	3991781170
11044900	40483553140	20644900	40483553140	29964900	40483553140
10536200	24408459120	12907900	24408459120	21133200	24408459120
8486200	18462169893	6452000	18462169893	13459600	18462169893

8841700	24422470380	10070300	24422470380	11090600	24422470380
846100	9488796931	771600	9488796931	667200	9488796931
12594700	23099999999	15862700	23099999999	18445600	23099999999
20573000	19246696192	30107700	19246696192	7012700	19246696192
1838500	16398000000	2554900	16398000000	1980700	16398000000
17369800	15425291220	50515300	15425291220	28435800	15425291220
2792300	1924088000	658200	1924088000	473900	1924088000
2176700	11661908000	2595300	11661908000	1662300	11661908000
44096800	9936338720	9252200	9936338720	9388200	9936338720
7191500	3681231699	1713100	3681231699	971600	3681231699
6703900	46875122110	23277400	46875122110	22477200	46875122110
108020800	23077689619	102979400	23077689619	69847600	23077689619
2751900	14550736000	2949800	14550736000	4648800	14550736000
23951400	14276103500	30308000	14276103500	17615100	14276103500
49147900	24241508196	55565800	24241508196	75216800	24241508196
325200	23837645998	4321300	23837645998	2682900	23837645998
7276300	2304131850	1280900	2304131850	2445500	2304131850
71327100	48159602400	79881400	48159602400	90925700	48159602400
2261600	5931520000	3903200	5931520000	6888100	5931520000
32147200	1.008E+11	44928300	1.008E+11	70646400	1.008E+11
6854500	3730135136	4215200	3730135136	3679300	3730135136

26/10/16		27/10/16		28/10/16		31/10/16	
Volume	Saham Beredar	Volume	Saham Beredar	Volume	Saham Beredar	Volume	Saham Beredar
843000	1924688333	1330000	1924688333	1049700	1924688333	969700	1924688333
70986300	31985962000	60630600	31985962000	41690800	31985962000	23061000	31985962000
3315100	3991781170	2905100	3991781170	3144600	3991781170	7163500	3991781170
34332500	40483553140	37049100	40483553140	17564500	40483553140	24458400	40483553140
12330700	24408459120	15933400	24408459120	14421000	24408459120	13108700	24408459120
19854400	18462169893	18363400	18462169893	12597600	18462169893	13679800	18462169893
22725500	24422470380	14136200	24422470380	13441300	24422470380	19327200	24422470380
1198100	9488796931	929000	9488796931	736600	9488796931	1173700	9488796931
35495300	23099999999	17334100	23099999999	10877700	23099999999	33182700	23099999999
13843400	19246696192	18171800	19246696192	5193200	19246696192	11845900	19246696192
1100800	16398000000	3342700	16398000000	16549600	16398000000	4603000	16398000000
13161600	15425291220	17418500	15425291220	9119200	15425291220	8684500	15425291220
550400	1924088000	483600	1924088000	363500	1924088000	1465000	1924088000
2304300	11661908000	3010700	11661908000	774700	11661908000	4146000	11661908000
7754200	9936338720	12065800	9936338720	7078400	9936338720	12717800	9936338720
1083000	3681231699	1737900	3681231699	1369200	3681231699	1074700	3681231699
20296300	46875122110	6134400	46875122110	6533300	46875122110	15231800	46875122110
158028900	23077689619	62056600	23077689619	64034500	23077689619	103002100	23077689619
4600100	14550736000	4206600	14550736000	6090800	14550736000	7182000	14550736000
18261100	14276103500	18567000	14276103500	8463500	14276103500	8231800	14276103500

30338000	24241508196	29009600	24241508196	25450300	24241508196	30321200	24241508196
1027000	23837645998	935800	23837645998	307200	23837645998	1848000	23837645998
4869700	2304131850	3388000	2304131850	4106700	2304131850	2309000	2304131850
53496200	48159602400	49517300	48159602400	66021400	48159602400	55476900	48159602400
4504400	5931520000	3018700	5931520000	3499400	5931520000	4631000	5931520000
51043000	1.008E+11	59171100	1.008E+11	63978700	1.008E+11	87255800	1.008E+11
2873600	3730135136	5064400	3730135136	2700600	3730135136	3462400	3730135136

	01/11/16		02/11/16		03/11/16	
	Volume	Saham Beredar	Volume	Saham Beredar	Volume	Saham Beredar
AALI	2152600	1924688333	3025800	1924688333	1766500	1924688333
ADRO	64328600	31985962000	69373700	31985962000	45976000	31985962000
AKRA	5516200	3991781170	4107600	3991781170	3462000	3991781170
ASII	20065900	40483553140	32143000	40483553140	60106500	40483553140
BBCA	15531500	24408459120	20289200	24408459120	13691000	24408459120
BBNI	8436300	18462169893	10426000	18462169893	14272800	18462169893
BBRI	14152800	24422470380	19590800	24422470380	14408700	24422470380
BMRI	18517800	23099999999	18100400	23099999999	22942200	23099999999
BSDE	12132400	19246696192	20379900	19246696192	19629200	19246696192
CPIN	3688900	16398000000	7886700	16398000000	5526900	16398000000
CTRA	16297700	15425291220	14105400	15425291220	16251400	15425291220
GGRM	1120100	1924088000	674600	1924088000	1057300	1924088000
ICBP	6362800	11661908000	4497700	11661908000	6631700	11661908000
INDF	6441900	8780426500	4306400	8780426500	11030000	8780426500
INTP	791800	3681231699	1169600	3681231699	1274400	3681231699
KLBF	17325500	46875122110	8878600	46875122110	22415900	46875122110
LPKR	77421400	23077689619	54576600	23077689619	58997400	23077689619
MIKA	4867800	14550736000	7362900	14550736000	4982100	14550736000
MNCN	6056200	14276103500	6967600	14276103500	8978300	14276103500
PGAS	30428200	24241508196	30822300	24241508196	34996500	24241508196
PNBN	6681200	23837645998	8222000	23837645998	4459500	23837645998
PWON	36807200	48159602400	62458200	48159602400	20882400	48159602400
SCMA	9407200	14621601234	15697200	14621601234	13536300	14621601234
SMGR	11027900	5931520000	5065300	5931520000	4612000	5931520000
SSMS	38284200	9525000000	70529600	9525000000	54943200	9525000000
TLKM	40526400	1.008E+11	65592600	1.008E+11	142513800	1.008E+11
UNTR	6410900	3730135136	6523900	3730135136	7575200	3730135136


	04/11/16		07/11/16		08/11/16	
	Volume	Saham Beredar	Volume	Saham Beredar	Volume	Saham Beredar
1677600	1924688333	1476700	1924688333	2162300	1924688333	
80230500	31985962000	36378900	31985962000	91928100	31985962000	
1642700	3991781170	2842300	3991781170	4640800	3991781170	
45768800	40483553140	36417500	40483553140	31162900	40483553140	

12436500	24408459120	22099400	24408459120	21302900	24408459120
20033000	18462169893	21125700	18462169893	25386000	18462169893
9572800	24422470380	19564300	24422470380	25765700	24422470380
14683100	23099999999	17474700	23099999999	20515800	23099999999
32043700	19246696192	15374000	19246696192	16133300	19246696192
3123500	16398000000	5856700	16398000000	5277200	16398000000
5050600	15425291220	23496900	15425291220	23295600	15425291220
1700300	1924088000	815500	1924088000	1230900	1924088000
5100200	11661908000	4900200	11661908000	7809500	11661908000
8128400	8780426500	13029600	8780426500	12279900	8780426500
949100	3681231699	1587900	3681231699	1102800	3681231699
18581900	46875122110	24337000	46875122110	9346700	46875122110
72604600	23077689619	158003500	23077689619	44816100	23077689619
6628900	14550736000	4684900	14550736000	3813300	14550736000
10942900	14276103500	11311900	14276103500	6075900	14276103500
25225500	24241508196	23345500	24241508196	11180600	24241508196
2938700	23837645998	23400600	23837645998	6634600	23837645998
106727500	48159602400	47078200	48159602400	50548300	48159602400
16872800	14621601234	21593400	14621601234	13500900	14621601234
3863600	5931520000	4425000	5931520000	7307100	5931520000
38110300	9525000000	45519400	9525000000	43500800	9525000000
94570400	1.008E+11	56762000	1.008E+11	73529000	1.008E+11
6006400	3730135136	4633800	3730135136	7703000	3730135136

09/11/16		10/11/16		11/11/16	
Volume	Saham Beredar	Volume	Saham Beredar	Volume	Saham Beredar
1833600	1924688333	1706200	1924688333	9180200	1924688333
188671200	31985962000	129577500	31985962000	118022100	31985962000
4252500	3991781170	3495600	3991781170	4886700	3991781170
60972000	40483553140	24768700	40483553140	4886700	3991781170
25375000	24408459120	13976500	24408459120	44513300	24408459120
40124400	18462169893	19672200	18462169893	73671600	18462169893
28044100	24422470380	17575600	24422470380	59533900	24422470380
28646400	23099999999	13692600	23099999999	50037800	23099999999
41937300	19246696192	34233900	19246696192	76339100	19246696192
3689400	16398000000	7222600	16398000000	26884600	16398000000
17649700	15425291220	33769800	15425291220	44140900	15425291220
592800	1924088000	1028800	1924088000	1347400	1924088000
7722400	11661908000	5432600	11661908000	11327100	11661908000
14384200	8780426500	13305400	8780426500	16300600	8780426500
2044800	3681231699	1212900	3681231699	2719800	3681231699
30408000	46875122110	25490300	46875122110	90241400	46875122110
112030100	23077689619	58034900	23077689619	135942300	23077689619
5798100	14550736000	4801800	14550736000	5297100	14550736000

27542000	14276103500	10223500	14276103500	10511800	14276103500
22193700	24241508196	20262800	24241508196	36676400	24241508196
3312300	23837645998	3756500	23837645998	2989500	23837645998
123584900	48159602400	126716000	48159602400	273472200	48159602400
22669900	14621601234	11773000	14621601234	27060500	14621601234
6331600	5931520000	4383400	5931520000	6650300	5931520000
78211500	9525000000	48780600	9525000000	55767900	9525000000
142550300	1.008E+11	197201200	1.008E+11	244873100	1.008E+11
5434900	3730135136	8925900	3730135136	11258900	3730135136

17/11/16		18/11/16	
Volume	Saham Beredar	Volume	Saham Beredar
2570100	1924688333	526000	1924688333
56885800	31985962000	50646700	31985962000
5028100	3991781170	3596000	3991781170
27155400	40483553140	23176400	40483553140
24099800	24408459120	16140300	24408459120
23881500	18462169893	13810200	18462169893
19257400	24422470380	19311300	24422470380
13061200	23099999999	10701300	23099999999
20819000	19246696192	9387700	19246696192
13267600	16398000000	4893700	16398000000
30199100	15425291220	9433500	15425291220
470500	1924088000	608900	1924088000
2864200	11661908000	6086400	11661908000
6190200	8780426500	7473300	8780426500
939800	3681231699	1183600	3681231699
46774600	46875122110	34988300	46875122110
81896500	23077689619	30754000	23077689619
4825200	14550736000	6089300	14550736000
13359100	14276103500	9725600	14276103500
25538000	24241508196	16850900	24241508196
3751000	23837645998	2107400	23837645998
111139800	48159602400	97079000	48159602400
46434300	14621601234	22242600	14621601234
4894700	5931520000	4944300	5931520000
40403100	9525000000	32167900	9525000000
84236700	1.008E+11	98115300	1.008E+11
3230000	3730135136	3428600	3730135136



LAMPIRAN 5 HASIL UJI ABNORMAL RETURN PERIODE 1

Descriptive Statistics

	N	Minimum	Maximum	Mean	Std. Deviation
AAR-15	27	-.021000	.059000	.00725926	.015895313
AAR-14	27	-.073000	.026000	-.00374074	.022510839
AAR-13	27	-.039000	.018000	-.00388889	.014140322
AAR-12	27	-.032000	.057000	.00274074	.021342613
AAR-11	27	-.062000	.035000	-.00300000	.022540562
AAR-10	27	-.031000	.030000	.00451852	.016773079
AAR-9	27	-.089000	.029000	-.00759259	.027826743
AAR-8	27	-.049000	.035000	.00355556	.019325816
AAR-7	27	-.064000	.046000	.00492593	.024585684
AAR-6	27	-.043000	.030000	-.00166667	.019245379
AAR-5	27	-.043000	.025000	.00096296	.016130433
AAR-4	27	-.044000	.025000	-.01037037	.017798332
AAR-3	27	-.042000	.036000	.00007407	.017853950
AAR-2	27	-.035000	.050000	.00577778	.017740292
AAR-1	27	-.033000	.041000	.00207407	.018625718
AAR0	27	-.065000	.027000	-.00285185	.024647833
AAR+1	27	-.029000	.063000	.00481481	.020463921
AAR+2	27	-.060000	.032000	-.00129630	.022317318
AAR+3	27	-.028000	.055000	.00607407	.017417776
AAR+4	27	.158000	.255000	.21011111	.020801874
AAR+5	27	-.206000	-.116000	-.16292593	.023864886
AAR+6	27	-.039000	.032000	-.00162963	.020716304
AAR+7	27	-.038000	.061000	.02051852	.023757380
AAR+8	27	-.063000	.046000	.00503704	.025006894
AAR+9	27	-.067000	.035000	-.00788889	.022629683
AAR+10	27	-.061000	.053000	.00188889	.023454265
AAR+11	27	-.040000	.070000	.01351852	.027094380
AAR+12	27	-.029000	.055000	.00181481	.018313587
AAR+13	27	-.046000	.050000	-.00359259	.022660130
AAR+14	27	-.058000	.032000	-.00685185	.023197652
AAR+15	27	-.104000	.034000	-.00607407	.031508150
Valid N (listwise)	27				

MCE



One-Sample Kolmogorov-Smirnov Test

		AAR SEBELUM PERIODE 1	AAR SESUDAH PERIODE 1
N		27	27
Normal Parameters ^{a,b}	Mean	.00033069	.00490123
	Std. Deviation	.004510155	.006032090
Most Extreme Differences	Absolute	.119	.095
	Positive	.070	.092
	Negative	-.119	-.095
Kolmogorov-Smirnov Z		.617	.495
Asymp. Sig. (2-tailed)		.841	.967

a. Test distribution is Normal.

b. Calculated from data.

Paired Samples Statistics


	Mean	N	Std. Deviation	Std. Error Mean
AAR SEBELUM PERIODE 1	.00033069	27	.004510155	.000867980
AAR SESUDAH PERIODE 1	.00490123	27	.006032090	.001160876

Paired Samples Correlations

	N	Correlation	Sig.
AAR SEBELUM & SESUDAH PERIODE 1	27	-.258	.194

Paired Samples Test

	Paired Differences					t	df	Sig. (2- taile d)
	Mean	Std. Deviation	Std. Error Mean	95% Confidence Interval of the Difference				
				Lower	Upper			
AAR SEBELUM - SESUDAH PERIODE 1	-.004570547	.008412580	.001619002	-.007898452	-.001242641	-2.823	26	.009



LAMPIRAN 6 HASIL UJI ABNORMAL RETURN PERIODE 2

Descriptive Statistics

	N	Minimum	Maximum	Mean	Std. Deviation
AAR-15	27	-.023000	.062000	.00522222	.017996438
AAR-14	27	-.056000	.035000	.00062963	.020535426
AAR-13	27	-.037000	.041000	-.00318519	.018835394
AAR-12	27	-.035000	.028000	.00188889	.013715049
AAR-11	27	-.038000	.033000	-.00107407	.018849456
AAR-10	27	-.033000	.034000	-.00340741	.014337308
AAR-9	27	-.043000	.029000	-.00240741	.015079939
AAR-8	27	-.023000	.027000	.00070370	.014032421
AAR-7	27	-.060000	.024000	-.00118519	.021207831
AAR-6	27	-.047000	.024000	-.00692593	.019697571
AAR-5	27	-.066000	.031000	-.00251852	.017531006
AAR-4	27	-.020000	.035000	.00296296	.011676675
AAR-3	27	-.020000	.060000	.01051852	.020864711
AAR-2	27	-.051000	.020000	-.00592593	.017497090
AAR-1	27	-.030000	.023000	-.00396296	.012783648
AAR0	27	-.032000	.018000	.00166667	.012548368
AAR+1	27	-.026000	.024000	-.00274074	.013449600
AAR+2	27	-.021000	.037000	.00337037	.014483806
AAR+3	27	-.050000	.020000	-.00200000	.015978351
AAR+4	27	-.045000	.037000	.00374074	.019164455
AAR+5	27	-.051000	.037000	.00296296	.017740613
AAR+6	27	-.028000	.038000	.00614815	.017241952
AAR+7	27	-.032000	.023000	-.00555556	.015202058
AAR+8	27	-.037000	.033000	.00111111	.016607073
AAR+9	27	-.026000	.048000	-.00051852	.017201007
AAR+10	27	-.023000	.027000	.00385185	.010861731
AAR+11	27	-.053000	.030000	-.00451852	.018462791
AAR+12	27	-.060000	.066000	.01014815	.029555299
AAR+13	27	-.030000	.049000	.01025926	.021241455
AAR+14	27	-.033000	.080000	.00540741	.026191982
AAR+15	27	-.091000	.033000	-.01114815	.028464152
Valid N (listwise)	27				

One-Sample Kolmogorov-Smirnov Test

		aar sebelum periode 2	aar sesudah periode 2
N		27	27
Normal Parameters ^{a,b}	Mean	-.00057778	.00136790
	Std. Deviation	.004723500	.004603617
Most Extreme Differences	Absolute	.185	.138
	Positive	.101	.138
	Negative	-.185	-.080
Kolmogorov-Smirnov Z		.961	.719
Asymp. Sig. (2-tailed)		.314	.679

a. Test distribution is Normal.

b. Calculated from data.

Paired Samples Statistics


	Mean	N	Std. Deviation	Std. Error Mean
aar sebelum periode 2	-.00057778	27	.004723500	.000909038
aar sesudah periode 2	.00136790	27	.004603617	.000885966

Paired Samples Correlations

	N	Correlation	Sig.
aar sebelum periode 2 & aar sesudah periode 2	27	-.152	.448

Paired Samples Test

	Paired Differences					t	df	Sig. (2-tailed)
	Mean	Std. Deviation	Std. Error Mean	95% Confidence Interval of the Difference				
				Lower	Upper			
aar sebelum-sesudah periode 2	-.001945679	.007079887	.001362525	-.004746389	.000855031	1.428	26	.165



LAMPIRAN 7 HASIL UJI TRADING VOLUME ACTIVITY PERIODE 1

Descriptive Statistics

	N	Minimum	Maximum	Mean	Std. Deviation
TVA-15	27	.000275	.002906	.00105348	.000698410
TVA-14	27	.000182	.004536	.00097407	.000832819
TVA-13	27	.000085	.004996	.00153067	.001270473
TVA-12	27	.000186	.002972	.00111641	.000753736
TVA-11	27	.000134	.001954	.00097267	.000563879
TVA-10	27	.000056	.003049	.00104726	.000808500
TVA-9	27	.000123	.008577	.00140130	.001796355
TVA-8	27	.000181	.005289	.00156074	.001503819
TVA-7	27	.000084	.003109	.00117481	.000932555
TVA-6	27	.000122	.003569	.00109233	.000925682
TVA-5	27	.000074	.005337	.00125022	.001270547
TVA-4	27	.000144	.004631	.00144689	.001134409
TVA-3	27	.000143	.004022	.00124389	.001017281
TVA-2	27	.000066	.003729	.00092700	.000811640
TVA-1	27	.0000740	.0031920	.000943037	.0007786715
TVA0	27	.000132	.004778	.00120600	.001006407
TVA+1	27	.000151	.002777	.00096356	.000738001
TVA+2	27	.000097	.002477	.00096285	.000641051
TVA+3	27	.000169	.002235	.00090256	.000555244
TVA+4	27	.000043	.001791	.00066378	.000444503
TVA+5	27	.000078	.003889	.00096693	.000810753
TVA+6	27	.000141	.003679	.00120507	.000913252
TVA+7	27	.000028	.003181	.00126500	.000677140
TVA+8	27	.000055	.004124	.00121967	.000922621
TVA+9	27	.000075	.002374	.00105900	.000651099
TVA+10	27	.000048	.002814	.00092248	.000704064
TVA+11	27	.000159	.003312	.00107981	.000782170
TVA+12	27	.000051	.006041	.00097352	.001112002
TVA+13	27	.000125	.003752	.00119144	.000971025
TVA+14	27	.000030	.003094	.00112474	.000713635
TVA+15	27	.000056	.004012	.00123167	.000947403
Valid N (listwise)	27				

One-Sample Kolmogorov-Smirnov Test

		TVA sebelum periode 1	TVA sesudah periode 1
N		27	27
Normal Parameters ^{a,b}	Mean	.00118232	.00104880
	Std. Deviation	.000792632	.000565670
Most Extreme Differences	Absolute	.161	.198
	Positive	.161	.198
	Negative	-.097	-.095
Kolmogorov-Smirnov Z		.838	1.030
Asymp. Sig. (2-tailed)		.483	.239

a. Test distribution is Normal.

b. Calculated from data.

Paired Samples Statistics


	Mean	N	Std. Deviation	Std. Error Mean
TVA sebelum periode 1	.00118232	27	.000792632	.000152542
TVA sesudah periode 1	.00104880	27	.000565670	.000108863

Paired Samples Correlations

	N	Correlation	Sig.
TVA sebelum periode 1 & TVA sesudah periode 1	27	.378	.052

Paired Samples Test

	Paired Differences					t	df	Sig. (2-tailed)
	Mean	Std. Deviation	Std. Error Mean	95% Confidence Interval of the Difference				
				Lower	Upper			
TVA sebelum - sesudah periode 1	.000133514	.000780490	.000150205	-.000175238	.000442265	.889	26	.382



LAMPIRAN 8 HASIL UJI TRADING VOLUME ACTIVITY PERIODE 2

Descriptive Statistics

	N	Minimum	Maximum	Mean	Std. Deviation
TVA-15	27	.000000	.005000	.00118519	.001210119
TVA-14	27	.000000	.005000	.00100000	.001330124
TVA-13	27	.000000	.003000	.00085185	.000907393
TVA-12	27	.000000	.003000	.00059259	.000843949
TVA-11	27	.000000	.005000	.00114815	.001133534
TVA-10	27	.000000	.015000	.00140741	.002885764
TVA-9	27	.000000	.009000	.00114815	.001791083
TVA-8	27	.000000	.007000	.00096296	.001343975
TVA-7	27	.000000	.003000	.00085185	.000863967
TVA-6	27	.000000	.004000	.00125926	.001258589
TVA-5	27	.000000	.004000	.00096296	.001091276
TVA-4	27	.000000	.002000	.00059259	.000693889
TVA-3	27	.000000	.005000	.00118519	.001442141
TVA-2	27	.000000	.004000	.00092593	.001035000
TVA-1	27	.000000	.003000	.00085185	.000863967
TVA0	27	.000000	.007000	.00100000	.001358732
TVA+1	27	.000000	.003000	.00081481	.000681460
TVA+2	27	.000013	.002775	.00069417	.000586563
TVA+3	27	.000078	.004463	.00086357	.000824972
TVA+4	27	.000000	.004000	.00096296	.000979854
TVA+5	27	.000000	.007000	.00107407	.001356634
TVA+6	27	.000000	.006000	.00107407	.001174273
TVA+7	27	.000000	.004000	.00103704	.001055443
TVA+8	27	.000000	.007000	.00122222	.001476309
TVA+9	27	.000000	.005000	.00107407	.001071517
TVA+10	27	.000000	.008000	.00174074	.001852080
TVA+11	27	.000000	.005000	.00137037	.001244933
TVA+12	27	.000000	.006000	.00244444	.001761410
TVA+13	27	.000000	.007000	.00225926	.001677741
TVA+14	27	.000000	.007000	.00200000	.001664101
TVA+15	27	.000000	.008000	.00181481	.001776709
Valid N (listwise)	27				

One-Sample Kolmogorov-Smirnov Test

		TVA SEBELUM PERIODE 2	TVA SESUDAH PERIODE 2
N		27	27
Normal Parameters ^{a,b}	Mean	.00099506	.00136311
	Std. Deviation	.001009515	.000927520
Most Extreme Differences	Absolute	.162	.188
	Positive	.135	.188
	Negative	-.162	-.123
Kolmogorov-Smirnov Z		.843	.977
Asymp. Sig. (2-tailed)		.477	.295

a. Test distribution is Normal.

b. Calculated from data.

Paired Samples Statistics

	Mean	N	Std. Deviation	Std. Error Mean
TVA SEBELUM PERIODE 2	.00099506	27	.001009515	.000194281
TVA SESUDAH PERIODE 2	.00136311	27	.000927520	.000178501

Paired Samples Correlations

	N	Correlation	Sig.
TVA SEBELUM PERIODE 2 & TVA SESUDAH PERIODE 2	27	-.146	.468

Paired Samples Test

	Paired Differences					t	df	Sig. (2-tailed)
	Mean	Std. Deviation	Std. Error Mean	95% Confidence Interval of the Difference				
				Lower	Upper			
TVA SEBELUM PERIODE 2 - TVA SESUDAH PERIODE 2	-.000368047	.001467163	.000282356	-.000948437	.000212343	-1.303	26	.204

