



Penetapan Dosen Pembimbing Skripsi

Semester GASAL Tahun Akademik 2016/2017

Nomor : 0908/BAAK/X/2016

Setelah memperhatikan Surat Ketua Program Studi tentang usulan dosen pembimbing skripsi dengan ini Ketua STIE Malangkeçwara Malang menetapkan :

Nama : - IMAMA ZUCHROH, B.Sc.,M.COM
Sebagai : Dosen Pembimbing 1
Nama : - -
Sebagai : Dosen Pembimbing 2

Untuk mahasiswa berikut

Nama : LYLANI ISSHANDI
Nomor Pokok : K.2013.5.32363
Skripsi yang diajukan
Bidang Kajian : MANAJEMEN KEUANGAN
Pokok Bahasan : ANALISIS RASIO
Tempat/Obyek : -

Judul Skripsi : -

Demikian surat penetapan ini dikeluarkan untuk dilaksanakan dengan sebaiknya.
Penetapan ini berlaku sejak dikeluarkan.

Dikeluarkan di : Malang
Pada Tanggal : 07/10/2016
Ketua Program Studi Manajemen,

M. LINDANANTY, MM.
NIK-P.3M : 202.710.194



STIE Malangkuçęçwara

(Accounting Business Management)

Jl. Terusan Candi Kalasan - Malang Telp. 0341-491813

KARTU BIMBINGAN SKRIPSI

BAB I s.d. BAB III

BLN/TGL	BAB	PERMASALAHAN	PARAF
Bulan: <i>October</i>			
<i>24/10/2016</i>		<i>Konsultasi judul</i>	<i>[Signature]</i>
<i>27/10/2016</i>		<i>Konsultasi Judul</i>	
Bulan: <i>November</i>			
<i>21/11/2016</i>		<i>Konsultasi proposal.</i>	<i>[Signature]</i>
<i>30/11/2016</i>		<i>Seminar Proposal. c.k2. jam 6.30</i>	
Bulan: <i>Desember</i>			
<i>28/12/2016</i>		<i>Revisi Proposal - Segera masuk Bab 1-3</i>	<i>[Signature]</i>
Bulan: <i>Januari 2017</i>			
<i>5/1/2017</i>		<i>Rev. Bab 2 - next Bab 1-3</i>	<i>[Signature]</i>
<i>19/1/2017</i>		<i>Konsultasi</i>	
Bulan: <i>Februari 2017 / Maret 2017</i>			
<i>14/3/2017</i>		<i>Konsul</i>	<i>[Signature]</i>
<i>10/5/2017</i>		<i>ACC Bab 1-3</i>	

Dosen Pembimbing 1

[Signature]
10/5/2017
Imam Zehed

Dosen Pembimbing 2

Catatan:

Bobot Penilaian skripsi oleh pembimbing sebesar 50% dengan kriteria penilaian:

1. Ide/inovasi penelitian
2. Pemahaman konsep/teori
3. Pemahaman Metodologi
4. Kemampuan Analisis
5. Rutinitas Pembimbingan

MCFE



Penetapan Dosen Pembimbing Skripsi

Semester GASAL Tahun Akademik 2016/2017

Nomor : 0908/BAAK/X/2016

Setelah memperhatikan Surat Ketua Program Studi tentang usulan dosen pembimbing skripsi dengan ini Ketua STIE Malangkecewara Malang menetapkan :

Nama : - IMAMA ZUCHROH, B.Sc.,M.COM
Sebagai : Dosen Pembimbing 1
Nama : - -
Sebagai : Dosen Pembimbing 2

Untuk mahasiswa berikut

Nama : LYLANI ISSHANDI
Nomor Pokok : K.2013.5.32363
Skripsi yang diajukan
Bidang Kajian : MANAJEMEN KEUANGAN
Pokok Bahasan : ANALISIS RASIO
Tempat/Obyek : -

Judul Skripsi : PENGARUH PENGUNGKAPAN ISLAMIC SOCIAL REPORTING, PROFITABILITAS, LEVERAGE TERHADAP EARNING RESPONSE COEFFICIENT

Demikian surat penetapan ini dikeluarkan untuk dilaksanakan dengan sebaiknya. Penetapan ini berlaku sejak dikeluarkan.

Dikeluarkan di : Malang
Pada Tanggal : 23/05/2017
Ketua Program Studi Manajemen,

Dra. LINDANANTY, MM.
NIK-P.3M : 202.710.194



STIE MALANGKUÇEÇWARA
Jl. Terusan Candi Kalasan Blimbing – Malang Tlp. (0341) 491813

FM / 7.5/08
Revisi No.01

**KARTU BIMBINGAN SKRIPSI
BAB IV s/d BAB V**

BLN / TGL	BAB	PERMASALAHAN	PARAF
Bln: Juni tanggal 6	4	Revisi	
" 12	4	Revisi	
Bln: Juli tanggal 11	4, 5	Revisi	
tanggal 18	4, 5	Revisi	
tanggal 21	4, 5	Revisi	
Bln: Juli 27/7/2017		Revisi Terusan - Seminar Hasil	
Bln: _____		Bring all chapters.	
Bln: _____ 27/7/2017		ACC Skripsi	

Dosen Pembimbing I

Imam Zuhroh

Dosen Pembimbing II

Catatan:


Bobot penilaian skripsi oleh pembimbing sebesar 50% dengan kriteria penilaian:

1. Ide/inovasi penelitian
2. Pemahaman konsep/teori
3. Pemahaman Metodologi
4. Kemampuan analisis

MCE

LAMPIRAN

MCE



PENGARUH PENGUNGKAPAN ISLAMIC SOCIAL REPORTING, PROFITABILITAS,
LEVERAGE TERHADAP EARNING RESPONSE COEFFICIENT (Studi pada
Perusahaan Jakarta Islamic Index Indonesia Periode 2012-2015)
Author : LYLANI ISSHANDI NPK : K.2013.5.32363

**Lampiran 1 : Daftar Perusahaan Yang Konsisten Terdaftar Di Jakarta
Islamix Index Tahun 2012-2015**

No	Kode Saham	Nama Emiten	2012	2013	2014	2015
1.	AALI		√	√	√	√
2.	ADRO		√	√	√	√
3.	AKRA		√	√	√	√
4.	ANTM		√	√		
5.	ASII		√	√	√	√
6.	ASRI		√	√	√	√
7.	BKLS		√	√		
8.	BORN		√	√		
9.	BSDE			√	√	√
10.	BMTR				√	√
11.	CPIN				√	√
12.	ELTY		√			
13.	ENRG		√	√		
14.	EXCL			√	√	
15.	HRUM		√	√	√	
16.	ICBP		√	√	√	√
17.	INCO		√	√		√
18.	INDF		√	√	√	√
19.	INTP		√	√	√	√
20.	INDY			√		
21.	ITMG		√	√	√	√
22.	JSMR		√	√	√	√
23.	KLBF		√	√	√	√
24.	KRAS		√			
25.	LPKR		√	√	√	√
26.	LSIP		√	√	√	√
27.	LPPF					√
28.	MAPI			√	√	
29.	MNCN			√	√	√
30.	MPPA				√	√
31.	PGAS		√	√	√	√
32.	PTBA		√	√	√	
33.	PWON				√	
34.	PTPP					√
35.	SILO				√	√
36.	SIMP		√			
37.	SMCB		√			
38.	SMGR		√	√	√	√
39.	SMRA				√	√
40.	SSMS					√

41.	TINS		√			
42.	TLKM		√	√	√	√
43.	TRAM		√			
44.	UNTR		√	√	√	√
45.	UNVR		√	√	√	√
46.	WIKA				√	√

Lampiran 2 : Tanggal Publikasi Laporan Keuangan Tahunan

No	Kode Emiten	Nama Emiten	2012	2013	2014	2015
1	AALI	Astra Agro Lestari Tbk	27 Februari 2013	27 Februari 2014	25 Februari 2015	24 Februari 2016
2	ADRO	Adaro Energy Tbk	15 Maret 2013	11 Maret 2014	11 Maret 2015	15 Maret 2016
3	AKRA	AKR Corporindo Tbk	20 Maret 2013	14 Maret 2014	19 Maret 2015	14 Maret 2016
4	ASII	Astra International Tbk	28 Februari 2013	27 Februari 2014	26 Februari 2015	25 Februari 2016
5	ASRI	Alam Sutera Realty Tbk	13 Maret 2013	28 Maret 2014	30 Maret 2015	31 Maret 2016
6	ICBP	Indofood CBP Sukses Makmur Tbk	28 Maret 2013	27 Maret 2014	20 Maret 2015	28 Maret 2016
7	INDF	Indofood Sukses Makmur Tbk	28 Maret 2013	25 Maret 2014	23 Maret 2015	28 Maret 2016
8	INTP	Indocement Tungal Prakarsa Tbk	11 Maret 2013	18 Maret 2014	19 Maret 2015	18 Maret 2016
9	ITMG	Indo Tambangraya Megah Tbk	20 Februari 2013	28 Februari 2014	20 Februari 2015	18 Maret 2016
10	KLBF	Kalbe Farma Tbk	28 Maret 2013	28 Maret 2014	30 Maret 2015	31 Maret 2016
11	LPKR	Lippo Karawaci Tbk	27 Maret 2013	28 Maret 2014	06 Maret 2015	07 Maret 2016

12	LSIP	PP London Sumatra Indonesia Tbk	27 Februari 2013	28 Februari 2014	27 Februari 2015	30 Maret 2016
13	PGAS	Perusahaan Gas Negara (Persero) Tbk	18 Maret 2013	05 Maret 2014	06 Maret 2015	18 Maret 2016
14	SMGR	Semen Indonesia (Persero) Tbk	27 Februari 2013	24 Februari 2014	04 Maret 2015	22 Februari 2016
15	TLKM	Telekomunikasi Indonesia (Persero) Tbk	26 Maret 2013	06 Maret 2014	09 Maret 2015	10 Maret 2016
16	UNTR	United Tractors Tbk	27 Februari 2013	27 Februari 2014	26 Februari 2015	25 Februari 2016
17	UNVR	Unilever Indonesia Tbk	26 Maret 2013	26 Maret 2014	27 Maret 2015	30 Maret 2016

Lampiran 3 : Tabel Pengungkapan Islamic Social Reporting

NO	ITEM PENGUNGKAPAN	SKOR	SUMBER
A	Pendanaan Investasi		
1	Aktivitas yang mengandung Riba (Beban bunga dan Pendapatan Bunga)	1	Haniffa (2002)
2	Kegiatan yang mengandung Gharar (hedging, future on delivery trading/margin trading, arbitrage baik spot maupun forward, short selling, pure swap, warrant)	1	Haniffa (2002) Othman et al (2009)
3	Zakat (jumlah dan penyaluran)	1	Haniffa (2002) Othman et al (2009)
4	Kebijakan dan keterlambatan pembayaran piutang dan penghapusan piutang tak tertagih	1	Othman et al (2009)
5	Kegiatan Investasi (secara umum)	1	Haniffa dan Hudaib (2007)
6	Proyek Pembiayaan (secara umum)	1	Haniffa dan Hudaib (2007)
B	Produk dan Jasa		
7	Pernyataan DPS terhadap kehalalan produk dan jasa baru	1	Haniffa dan Hudaib (2007)
8	Jenis dan definisi setiap produk	1	Haniffa dan Hudaib (2007)
9	Pelayanan atas keluhan nasabah (bentuk, jumlah keluhan, dan penyelesain)	1	Haniffa dan Hudaib (2007)
C	Karyawan		
10	Jumlah Karyawan	1	Haniffa dan Hudaib (2007)
11	Jam Kerja	1	Haniffa (2002) Othman et al (2009)

12	Hari libur	1	Haniffa (2002) Othman et al (2009)
13	Tunjangan Karyawan	1	Haniffa (2002) Othman et al (2009)
14	Kebijakan Remunerasi	1	Othman et al (2009)
15	Pendidikan dan Pelatihan Karyawan	1	Haniffa (2002) Othman et al (2009)
16	Kesamaan peluang bagi seluruh karyawan	1	Othman et al (2009)
17	Apresiasi terhadap karyawan berprestasi	1	Haniffa dan Hudaib (2007)
18	Kesehatan dan keselamatan karyawan	1	Othman et al (2009)
19	Keterlibatan karyawan di perusahaan	1	Othman et al (2009)
20	Tempat ibadah yang memadai	1	Othman et al (2009)
21	Waktu ibadah / kegiatan religius	1	Othman et al (2009)
22	Kesejahteraan Karyawan	1	Haniffa dan Hudaib (2007)
D	Masyarakat		
23	Sedekah/donasi (jumlah dan penyaluran)	1	Haniffa (2002) Othman et al (2009)
24	Wakaf (jenis dan penyaluran)	1	Haniffa (2002)
25	Qard Hasan/pinjaman kebijakan (jumlah dan penyaluran)	1	Haniffa (2002)
26	Sukarelawan dari kalangan karyawan	1	Othman et al (2009)
27	Pemberian beasiswa sekolah	1	Othman et al (2009)
28	Pemberdayaan kerja para lulusan sekolah/kuliah (magang atau praktik kerja lapangan)	1	Othman et al (2009)
29	Pengembangan generasi muda	1	Othman et al (2009)
30	Peningkatan kualitas hidup masyarakat miskin	1	Othman et al (2009)
31	Kepedulian terhadap anak-anak	1	Othman et al (2009)
32	Kegiatan amal atau sosial (bantuan bencana alam, donor darah, sunatan masal, pembangunan infrastruktur, dll)	1	Haniffa dan Hudaib (2007) Othman et al (2009)
33	Menyokong kegiatan-kegiatan kesehatan, hiburan, olahraga, budaya, pendidikan, dan keagamaan	1	Othman et al (2009)
E	Lingkungan		
34	Konservasi lingkungan hidup	1	Haniffa (2002) Othman et al (2009)
35	Kegiatan mengurangi efek pemanasan global (minilisasi polusi, pengolahan limbah, pengelolaan air bersih, dll)	1	Othman et al (2009)
36	Pendidikan terhadap lingkungan hidup	1	Othman et al (2009)
37	Penghargaan dibidang lingkungan hidup	1	Haniffa dan Hudaib (2007)
38	Sistem manajemen lingkungan hidup	1	Othman et al (2009)
F	Tata Kelola Perusahaan		
39	Status kepatuhan terhadap syariah (opini DPS)	1	Othman et al (2009)
40	Pendapatan dan penggunaan dana non halal	1	SEBINo. 12/13/DPbs (2010)
41	Struktur kepemilikan saham	1	Othman et al (2009)
42	Kebijakan anti korupsi	1	Othman et al (2009)
43	Kebijakan anti penyaluran dana kegiatan terorisme	1	UU NO 8 tahun 2010
44	Perkara hukum	1	Othman et al (2009)

45	Rincian nama dan profil dewan komisaris	1	Othman et al (2009)
46	Kinerja Komisaris (pelaksanaan tanggung jawab dan jumlah rapat)	1	Othman et al (2009)
47	Remunerasi dewan komisaris	1	Othman et al (2009)
48	Rincian nama dan profil dewan direksi	1	Othman et al (2009)
49	Kinerja direksi (pelaksanaan tanggung jawab dan jumlah rapat)	1	Othman et al (2009)
50	Remunerasi dewan direksi	1	Othman et al (2009)
51	Rincian nama dan profil DPS	1	Othman et al (2009)
52	Kinerja DPS (pelaksanaan tanggung jawab dan jumlah rapat)	1	Othman et al (2009)
53	Remunerasi DPS	1	Othman et al (2009)

Lampiran 4 : Data ISR, ROA, DAR, ERC

Data Islamic Social Reporting

Emiten	2012	2013	2014	2015
AALI	0,67925	0,71700	0,79245	0,75472
ADRO	0,62264	0,58491	0,67925	0,69811
AKRA	0,43396	0,47170	0,58906	0,40943
ASII	0,58491	0,64151	0,56604	0,66038
ASRI	0,58906	0,54717	0,52830	0,39660
ICBP	0,73585	0,71698	0,71695	0,75472
INDF	0,71698	0,69811	0,75472	0,77358
INTP	0,56604	0,62264	0,58491	0,56604
ITMG	0,54717	0,52830	0,54717	0,56604
KLBF	0,64151	0,66038	0,64151	0,66038
LPKR	0,40396	0,69623	0,43396	0,71509
LSIP	0,64151	0,66038	0,67925	0,66038
PGAS	0,62264	0,41509	0,66038	0,39725
SMGR	0,58491	0,64151	0,56604	0,58491
TLKM	0,60377	0,69811	0,66038	0,64151
UNTR	0,56604	0,54717	0,52830	0,56604
UNVR	0,44717	0,50943	0,56604	0,70377

Data Profitabilitas (ROA)

Emiten	2012	2013	2014	2015
AALI	0,19760	0,12940	0,13926	0,03205
ADRO	0,05704	0,03405	0,02750	0,02491
AKRA	0,06412	0,06701	0,04972	0,06695
ASII	0,12322	0,10419	0,09385	0,06704
ASRI	0,11109	0,06166	0,06954	0,03669
ICBP	0,12835	0,10752	0,10162	0,11389

INDF	0,08203	0,06609	0,05653	0,05300
INTP	0,20933	0,19611	0,17883	0,15408
ITMG	0,28606	0,16556	0,14775	0,05472
KLBF	0,18815	0,17713	0,00017	0,15211
LPKR	0,09982	0,05355	0,07895	0,41149
LSIP	0,14865	0,09881	0,10600	0,07794
PGAS	0,23400	0,20357	0,12531	0,00645
SMGR	0,18529	0,19004	0,16283	0,12220
TLKM	0,16511	0,15945	0,15541	0,14115
UNTR	0,11650	0,10903	0,08151	0,05366
UNVR	0,00404	0,40100	0,41502	0,37202

Data Leverage (DAR)

Emiten	2012	2013	2014	2015
AALI	0,24593	0,31379	0,36238	0,45618
ADRO	0,41809	0,41063	0,59181	0,63279
AKRA	0,42486	0,63349	0,22865	0,64461
ASII	0,50726	0,50378	0,49022	0,48445
ASRI	0,56757	0,63046	0,62237	0,69116
ICBP	0,32747	0,37624	0,41732	0,38307
INDF	0,42515	0,50862	0,53212	0,53043
INTP	0,14662	0,15950	0,14913	0,13649
ITMG	0,32779	0,30765	0,62497	0,29177
KLBF	0,21728	0,24879	0,21506	0,20138
LPKR	0,53878	0,14705	0,53453	0,14226
LSIP	0,16845	0,17065	0,19630	0,57074
PGAS	0,39747	0,37494	0,49461	0,63460
SMGR	0,31657	0,29192	0,27138	0,28077
TLKM	0,39859	0,39489	0,39366	0,43777
UNTR	0,35785	0,37853	0,36111	0,36401
UNVR	0,66906	0,28125	0,66763	0,19311

Data Earning Response Coefficient

Emiten	2012	2013	2014	2015
AALI	-0,71984	0,34830	-0,19744	-0,00454
ADRO	-0,14526	-0,21716	-0,38600	-0,30427
AKRA	0,48846	-0,23659	0,31074	-0,66239
ASII	-0,24375	0,00689	0,00618	0,06551
ASRI	-0,40329	0,33648	-0,25506	-0,98455
ICBP	0,20282	0,12571	0,01317	0,12032
INDF	0,01368	-0,04375	0,07285	-0,01560

INTP	-0,16213	-0,16213	0,10886	0,33604
ITMG	-0,65359	-0,14646	-0,44626	-0,20547
KLBF	0,00723	0,05941	0,14447	0,16431
LPKR	-0,78015	0,79646	-0,31140	3,29430
LSIP	-0,23978	0,18545	-0,28461	-0,32682
PGAS	-0,39941	-0,18390	-0,01531	-0,98643
SMGR	-0,15216	-0,03180	0,20171	0,25855
TLKM	0,20120	0,12295	0,09376	0,09995
UNTR	0,00079	0,12068	0,11954	0,17548
UNVR	-0,40330	0,33648	-0,25507	0,66436

Lampiran 5 : Perhitungan Data ISR, ROA, DAR, ERC

Perhitungan Data ISR

Emiten	2012	2013	2014	2015
AALI	$\frac{36}{53} = 0,67925$	$\frac{38}{53} = 0,71700$	$\frac{42}{53} = 0,79245$	$\frac{40}{53} = 0,75472$
ADRO	$\frac{33}{53} = 0,62264$	$\frac{31}{53} = 0,58491$	$\frac{36}{53} = 0,67925$	$\frac{37}{53} = 0,69811$
AKRA	$\frac{23}{53} = 0,43396$	$\frac{25}{53} = 0,47170$	$\frac{31}{53} = 0,58906$	$\frac{27}{53} = 0,40943$
ASII	$\frac{31}{53} = 0,12322$	$\frac{34}{53} = 0,64151$	$\frac{30}{53} = 0,56604$	$\frac{35}{53} = 0,66038$
ASRI	$\frac{31}{53} = 0,58906$	$\frac{29}{53} = 0,54717$	$\frac{28}{53} = 0,52830$	$\frac{30}{53} = 0,39660$
ICBP	$\frac{39}{53} = 0,73585$	$\frac{38}{53} = 0,71698$	$\frac{38}{53} = 0,71695$	$\frac{40}{53} = 0,75472$
INDF	$\frac{38}{53} = 0,71698$	$\frac{37}{53} = 0,69811$	$\frac{40}{53} = 0,75472$	$\frac{41}{53} = 0,77358$
INTP	$\frac{30}{53} = 0,56604$	$\frac{33}{53} = 0,62264$	$\frac{31}{53} = 0,58491$	$\frac{30}{53} = 0,56604$
ITMG	$\frac{29}{53} = 0,54717$	$\frac{28}{53} = 0,52830$	$\frac{29}{53} = 0,54717$	$\frac{30}{53} = 0,56604$
KLBF	$\frac{34}{53} = 0,64151$	$\frac{35}{53} = 0,66038$	$\frac{34}{53} = 0,64151$	$\frac{35}{53} = 0,66038$
LPKR	$\frac{23}{53} = 0,40396$	$\frac{21}{53} = 0,69623$	$\frac{23}{53} = 0,43396$	$\frac{22}{53} = 0,71509$
LSIP	$\frac{34}{53} = 0,64151$	$\frac{35}{53} = 0,66038$	$\frac{36}{53} = 0,67925$	$\frac{35}{53} = 0,66038$
PGAS	$\frac{33}{53} = 0,62264$	$\frac{34}{53} = 0,41509$	$\frac{35}{53} = 0,66038$	$\frac{36}{53} = 0,39725$
SMGR	$\frac{31}{53} = 0,58491$	$\frac{34}{53} = 0,64151$	$\frac{30}{53} = 0,56604$	$\frac{31}{53} = 0,58491$
TLKM	$\frac{32}{53} = 0,60377$	$\frac{37}{53} = 0,69811$	$\frac{35}{53} = 0,66038$	$\frac{34}{53} = 0,64151$
UNTR	$\frac{30}{53} = 0,56604$	$\frac{29}{53} = 0,54717$	$\frac{28}{53} = 0,52830$	$\frac{30}{53} = 0,56604$
UNVR	$\frac{29}{53} = 0,44717$	$\frac{27}{53} = 0,50943$	$\frac{30}{53} = 0,56604$	$\frac{32}{53} = 0,70377$

Perhitungan Data ROA

Emiten	2012	2013	2014	2015
AALI	$\frac{2.453.654}{12.419.820}$ =0,19760	$\frac{1.936.250}{14.963.190}$ =0,12940	$\frac{2.584.645}{18.559.354}$ =0,13926	$\frac{689.403}{21.512.371}$ =0,03205
ADRO	$\frac{381.745}{6.692.256}$ =0,05704	$\frac{229.263}{6.733.787}$ =0,03405	$\frac{176.397}{6.413.864}$ =0,02750	$\frac{148.405}{5.958.629}$ =0,02491
AKRA	$\frac{755.870.443}{11.787.524..}$ =0,06412	$\frac{980.588.238}{14.633.141..}$ =0,06701	$\frac{735.425.073}{14.790.103..}$ =0,04972	$\frac{1.084.776.293}{16.203.129..}$ =0,06695
ASII	$\frac{22.460}{182.274}$ =0,12322	$\frac{22.297}{213.994}$ =0,10419	$\frac{22.151}{236.029}$ =0,09385	$\frac{16.454}{245.435}$ =0,06704
ASRI	$\frac{1.216.091.539}{10.946.417..}$ =0,11109	$\frac{889.576.596}{14.428.082..}$ =0,06166	$\frac{1.176.955.123}{16.924.366..}$ =0,06954	$\frac{686.484.951}{18.709.870..}$ =0,03669
ICBP	$\frac{2.287.242}{17.819.884}$ =0,12835	$\frac{2.286.639}{21.267.470}$ =0,10752	$\frac{2.543.396}{25.029.488}$ =0,10162	$\frac{3.025.095}{26.560.624}$ =0,11389
INDF	$\frac{4.871.745}{59.389.405}$ =0,08203	$\frac{5.161.247}{78.092.789}$ =0,06609	$\frac{4.866.097}{86.077.251}$ =0,05653	$\frac{4.867.347}{91.831.526}$ =0,05300
INTP	$\frac{4.763.388}{22.755.160}$ =0,20933	$\frac{5.217.953}{26.607.241}$ =0,19611	$\frac{5.165.458}{28.884.635}$ =0,17883	$\frac{4.258.600}{27.638.360}$ =0,15408
ITMG	$\frac{426.580}{1.491.224}$ =0,2860	$\frac{230.484}{1.392.140}$ =0,16556	$\frac{193.631}{1.310.494}$ =0,14775	$\frac{64.475}{1.178.363}$ =0,05472

KLBF	$\frac{1.772.034..}{9.417.957..}$ =0,18815	$\frac{2.004.243..}{11.315.061..}$ =0,17713	$\frac{2.096.408..}{12.439.267..}$ =0,00017	$\frac{2.083.402..}{13.696.417..}$ =0,15211
LPKR	$\frac{2.482.547..}{24.869.295..}$ =0,09982	$\frac{1.676.147..}{31.300.362..}$ =0,05355	$\frac{2.988.621..}{37.856.376..}$ =0,07895	$\frac{616.914..}{41.326.558..}$ =0,41149
LSIP	$\frac{1.122.575}{7.551.796}$ =0,14865	$\frac{788.003}{7.974.876}$ =0,09881	$\frac{923.552}{8.713.074}$ =0,10600	$\frac{689.704}{8.848.792}$ =0,07794
PGAS	$\frac{914.498.684}{3.908.162..}$ =0,23400	$\frac{888.215.369}{4.363.174..}$ =0,20357	$\frac{712.944.449}{5.689.567..}$ =0,12531	$\frac{418.611.408}{6.495.022..}$ =0,00645
SMGR	$\frac{4.924.791..}{26.579.083..}$ =0,18529	$\frac{5.852.002..}{30.792.884..}$ =0,19004	$\frac{5.587.345..}{34.314.666..}$ =0,16283	$\frac{4.662.164..}{38.153.118..}$ =0,12220
TLKM	$\frac{18.388}{111.369}$ =0,16511	$\frac{20.402}{127.951}$ =0,15945	$\frac{22.041}{141.822}$ =0,15541	$\frac{23.948}{166.173}$ =0,14115
UNTR	$\frac{5.860.188}{50.300.633}$ =0,11650	$\frac{6.254.474}{57.362.244}$ =0,10903	$\frac{4.915.537}{60.306.777}$ =0,08151	$\frac{3.311.814}{61.715.399}$ =0,05366
UNVR	$\frac{4.839.145}{11.984.979}$ =0,00404	$\frac{5.352.625}{13.348.188}$ =0,40100	$\frac{5.926.625}{14.280.670}$ =0,41502	$\frac{5.851.805}{15.729.945}$ =0,37202

Perhitungan Data DAR

Emiten	2012	2013	2014	2015
AALI	$\frac{3.054.409}{12.419.820}$ =0,24593	$\frac{4.695.331}{14.963.190}$ =0,31379	$\frac{6.725.576}{18.559.354}$ =0,36238	$\frac{9.813.584}{21.512.371}$ =0,45618
ADRO	$\frac{2.797.979}{6.692.256}$ =0,41809	$\frac{2.765.105}{6.733.787}$ =0,41063	$\frac{3.154.392}{6.413.864}$ =0,59181	$\frac{2.605.586}{5.958.629}$ =0,63279
AKRA	$\frac{7.577.784.981}{11.787.524..}$ =0,42486	$\frac{980.588.238}{14.633.141..}$ =0,63349	$\frac{735.425.073}{14.790.103..}$ =0,22865	$\frac{1.084.776.293}{16.203.129..}$ =0,64461
ASII	$\frac{22.460}{182.274}$ =0,50726	$\frac{22.297}{213.994}$ =0,50378	$\frac{22.151}{236.029}$ =0,49022	$\frac{16.454}{245.435}$ =0,48445
ASRI	$\frac{1.216.091.539}{10.946.417..}$ =0,56757	$\frac{889.576.596}{14.428.082..}$ =0,63046	$\frac{1.176.955.123}{16.924.366..}$ =0,62237	$\frac{686.484.951}{18.709.870..}$ =0,69116
ICBP	$\frac{2.287.242}{17.819.884}$ =0,32747	$\frac{2.286.639}{21.267.470}$ =0,37624	$\frac{2.543.396}{25.029.488}$ =0,41732	$\frac{3.025.095}{26.560.624}$ =0,38307
INDF	$\frac{4.871.745}{59.389.405}$ =0,42515	$\frac{5.161.247}{78.092.789}$ =0,50862	$\frac{4.866.097}{86.077.251}$ =0,53212	$\frac{4.867.347}{91.831.526}$ =0,53043
INTP	$\frac{4.763.388}{22.755.160}$ =0,14662	$\frac{5.217.953}{26.607.241}$ =0,15950	$\frac{5.165.458}{28.884.635}$ =0,14913	$\frac{4.258.600}{27.638.360}$ =0,13649
ITMG	$\frac{426.580}{1.491.224}$ =0,32779	$\frac{230.484}{1.392.140}$ =0,30765	$\frac{193.631}{1.310.494}$ =0,62497	$\frac{64.475}{1.178.363}$ =0,29177
KLBF	$\frac{1.772.034..}{9.417.957..}$	$\frac{2.004.243..}{11.315.061..}$	$\frac{2.096.408..}{12.439.267..}$	$\frac{2.083.402..}{13.696.417..}$

	=0,21728	=0,24879	=0,21506	=0,20138
LPKR	$\frac{2.482.547..}{24.869.295..}$ =0,53878	$\frac{1.676.147..}{31.300.362..}$ =0,14705	$\frac{2.988.621..}{37.856.376..}$ =0,53453	$\frac{616.914..}{41.326.558..}$ =0,14226
LSIP	$\frac{1.122.575}{7.551.796}$ =0,16845	$\frac{788.003}{7.974.876}$ =0,17065	$\frac{923.552}{8.713.074}$ =0,19630	$\frac{689.704}{8.848.792}$ =0,57074
PGAS	$\frac{914.498.684}{3.908.162..}$ =0,39747	$\frac{888.215.369}{4.363.174..}$ =0,37494	$\frac{712.944.449}{5.689.567..}$ =0,49461	$\frac{418.611.408}{6.495.022..}$ =0,63460
SMGR	$\frac{4.924.791..}{26.579.083..}$ =0,31657	$\frac{5.852.002..}{30.792.884..}$ =0,29192	$\frac{5.587.345..}{34.314.666..}$ =0,27138	$\frac{4.662.164..}{38.153.118..}$ =0,28077
TLKM	$\frac{18.388}{111.369}$ =0,39885	$\frac{20.402}{127.951}$ =0,39489	$\frac{22.041}{141.822}$ =0,39366	$\frac{23.948}{166.173}$ =0,43777
UNTR	$\frac{5.860.188}{50.300.633}$ =0,35785	$\frac{6.254.474}{57.362.244}$ =0,37853	$\frac{4.915.537}{60.306.777}$ =0,36111	$\frac{3.311.814}{61.715.399}$ =0,36401
UNVR	$\frac{4.839.145}{11.984.979}$ =0,66906	$\frac{5.352.625}{13.348.188}$ =0,28125	$\frac{5.926.625}{14.280.670}$ =0,66763	$\frac{5.851.805}{15.729.945}$ =0,37202

Lampiran 6 : Harga Saham Pengumuman Tahun 2012-2015

Harga Saham Pengumuman Tahun 2012

No	Kode Saham	HS-5 Hari	HS-5 Hari	HS-5 Hari	HS-5 Hari	HS-5 Hari	Harga Saham Pengumuman	HS+1 Hari	HS+2 Hari	HS+3 Hari	HS+4 Hari	HS+5 Hari
1	AALI	19.009	18.818	18.675	18.104	17.675	17.723	17.151	17.056	17,484	18.104	17.723
2	ADRO	1.350	1.360	1.390	1.350	1.350	1.340	1.320	1.340	1.370	1.370	1.380
3	AKRA	4.400	4.350	4.375	4.375	4.300	4.300	4.175	4.200	4.175	4.200	4.175
4	ASII	7.800	7.900	7.800	7.400	7.350	7.250	7.200	6.900	7.050	7.050	7.050
5	ASRI	630	630	630	610	610	610	600	610	610	610	600
6	ICBP	3725	3725	3675	3650	3700	3700	3725	3800	3875	4100	3975
7	INDF	5850	5850	5650	5700	5800	5850	5900	6000	5900	5950	5900
8	INTP	22.000	21.800	22.050	21.900	22.950	23.250	23.100	23.100	23.000	23.000	22.400
9	ITMG	40.350	39.750	39.750	39.700	40.000	39.250	38.800	38.550	39.700	39.250	39.250
10	KLBF	1.010	1.020	1.010	1.030	1.020	1.030	1.010	1.040	1.040	1.040	1.0401.3350
11	LPKR	990	1.030	1.030	1.060	1.060	1.070	1.050	1.020	1.000	1.000	1.0401.250
12	LSIP	2.225	2.200	2.025	1.980	1.980	1.870	1.900	1.900	1.890	1.860	1.880
13	PGAS	4.650	4.650	4.575	4.650	4.600	4.525	4.550	4.625	4.550	4.252	4.550
14	SMGR	14.450	14.450	14.450	14.450	14.650	14.800	15.150	15.000	15.000	14.950	14.850
15	TLKM	1.840	1.880	1.880	1.860	1.850	1.800	1.770	1.770	1.760	1.780	1.840
16	UNTR	19.400	19.250	18.600	17.500	17.450	17.050	17.100	17.300	17.400	16.850	17.000
17	UNVR	26.450	26.900	25.800	26.300	26.800	26.350	26.200	26.250	26.000	26.250	26.000

Harga Saham Pengumuman Tahun 2013

No	Kode Saham	HS-5 Hari	HS-5 Hari	HS-5 Hari	HS-5 Hari	HS-5 Hari	Harga Saham Pengumuman	HS+1 Hari	HS+1 Hari	HS+1 Hari	HS+1 Hari	HS+1 Hari
1	AAII	18.008	17.961	17.484	17.580	17.437	17.437,20	17.580	17.627	17.627	17.723	18.008
2	ADRO	1.180	1.210	1.140	1.130	1.120	1.130	1.140	1.120	1.170	1.190	1.170
3	AKRA	4.825	4.825	4.775	4.550	4.675	4.725	4.675	4.800	4.850	4.800	4.825
4	ASII	6.600	6.550	6.300	6.300	6.300	6.250	6.400	6.350,	6.250	6.150	6.150
5	ASRI	470	470	455	480	470	475	530	520	495	485	475
6	ICBP	5125	5150	5125	5000	4950	5000	5100	5100	4950	4950	4850
7	INDF	6600	6500	6650	6700	6650	6650	6700	6650	6600	6500	6500
8	INTP	18.600	18.250	18.900	18.950	18.850	19.200	19.100	18.800	18.650	18.450	18.450 0
9	ITMG	29.350	30.600	29.100	29.000	28.150	28.700	29.150	29.250	30.150	29.650	28.850
10	KLBF	1.280	1.250	1.260	1.230	1.200	1.220	1.240	1.220	1.220	1.220	1.180
11	LPKR	910	900	890	910	900	910	900	970	940	920	900
12	LSIP	1.810	1.780	1.740	1.760	1.760	1.840	1.880	1.840	1.880	1.940	1.990
13	PGAS	6.175	6.150	6.175	6.125	6.050	6.075	6.000	5.950	5.950	6.050	6.000
14	SMGR	12.950	12.850	12.600	12.900	12.850	12.800	13.150	13.050	12.800	12.750	12.750
15	TLKM	2.150	2.150	2.025	2.125	2.150	2.175	2.200	2.150	2.100	2.050	2.000
16	UNTR	20.250	20.900	19.450	19.400	18.350	18.250	18.750	18.600	18.600	18.900	18.950
17	UNVR	27.450	27.800	26.000	26.700	26.650	26.600	27.050	25.500	26.250	25.800	25.500

Harga Saham Pengumuman Tahun 2014

No	Kode Saham	HS-5 Hari	HS-5 Hari	HS-5 Hari	HS-5 Hari	HS-5 Hari	Harga Saham Pengumuman	HS+1 Hari	HS+1 Hari	HS+1 Hari	HS+1 Hari	HS+1 Hari
1	AAII	22.106	22.725	22.630	22.392	22.677	22.630,20	22.701	23.988	24.297	24.202	24.154
2	ADRO	1.030	1.070	1.075	1.090	1.095	1.105	1.100	1.080	1.065	1.085	1.085
3	AKRA	4.705	4.600	4.635	4.670	4.625	4.605	4.650	4.650	4.605	4.600	4.435
4	ASII	7.150	6.875	6.950	7.100	6.900	7.025	7.100	7.125	7.125	7.000	6.900
5	ASRI	473	470	505	499	505	510	520	560	550	570	590
6	ICBP	5575	5612	5537	5687	5725	5700	5687	5625	5700	5700	5800
7	INDF	6650	6650	6750	6800	6775	6675	6725	6700	6625	6675	6600
8	INTP	24.475	24.250	24.400	24.600	24.750	24.900	24.925	24.925	25.425	25.675	25.200
9	ITMG	18.100	18.125	18.475	18.500	18.700	18.700	19.000	19.025	18.400	18.125	18.125
10	KLBF	1.780	1.760	1.780	1.770	1.780	1.755	1.740	1.750	1.765	1.795	1.830
11	LPKR	1.065	1.075	1.130	1.140	1.140	1.150	1.160	1.165	1.155	1.175	1.175
12	LSIP	1.930	1.980	2.035	2.035	1.990	2.000	2.025	1.985	1.910	1.910	1.930
13	PGAS	3000	2970	3010	2985	2935	2945	2655	2725	2850	2875	2835
14	SMGR	16.075	16.000	16.100	16.300	16.075	16.000	16.050	16.000	16.675	16.500	16.575
15	TLKM	2.750	2.755	2.775	2.720	2.765	2.815	2.785	2.815	2.810	2.825	2.880
16	UNTR	19.257	18.850	18.275	18.700	17.700	18.175	18.450	18.325	17.925	17.950	17.400
17	UNVR	31.100	31.400	31.450	31.500	31.700	31.600	32.000	31.800	31.375	31.275	31.575

Harga Saham Pengumuman Tahun 2015

No	Kode Saham	HS-5 Hari	HS-4 Hari	HS-3 Hari	HS-2 Hari	HS-1 Hari	Harga Saham Pengumuman	HS+1 Hari	HS+2 Hari	HS+3 Hari	HS+4 Hari	HS+5 Hari
1	AAJI	23.797	23.368	23.059	23.344	23.773	23.487	24.345	24.416	24.750	25.060	24.917
2	ADRO	585	570	565	585	585	565	550	545	540	535	525
3	AKRA	6.050	6.050	5.975	5.925	5.975	6.025	6.100	6.225	6.325	6.200	6.350
4	ASII	6.300	6.250	6.250	6.175	6.225	6.225	5.925	6.375	6.300	6.300	6.400
5	ASRI	343	337	337	345	346	334	339	361	368	363	354
6	ICBP	6450	6400	6325	6300	6287	6287	6312	6500	6.487	6337	6250
7	INDF	5650	5450	5350	5350	5475	5400	4875	5225	5175	5175	5050
8	INTP	19.600	20.575	20.900	21.025	21.000	20.300	19.500	20.000	21.000	20.000	18.700
9	ITMG	7.425	7.250	7.025	7.025	7.050	7.025	6.750	6.475	6.700	6.600	6.650
10	KLBF	1.360	1.320	1.320	1.350	1.385	1.360	1.335	1.390	1.360	1.350	1.310
11	LPKR	1.295	1.260	1.300	1.300	1.340	1.335	1.285	1.360	1.355	1.320	1.305
12	LSIP	1.250	1.320	1.315	1.295	1.285	1.265	1.200	1.250	1.290	1.285	1.325
13	PGAS	3.000	2.970	3.010	2.985	2.935	2.945	2.655	2.725	2.850	2.875	
14	SMGR	11.400	11.400	10.925	11.050	11.175	11.025	10.625	11.025	11.175	11.075	10.950
15	TLKM	2.915	2.800	2.870	2.900	2.950	2.960	2.930	2.940	2.970	3.035	3.000
16	UNTR	17.075	16.650	17.000	17.100	16.900	16.650	16.300	16.300	16.650	16.100	15.675
17	UNVR	37.250	37.550	36.925	37.800	37.050	38.500	36.750	37.400	35.750	36.775	36.750

Lampiran 7 : Indeks Harga Saham Gabungan Tahun 2012-2015

Indeks Harga Saham Gabungan Tahun 2012

No	Kode Saham	HS-5 Hari	HS-4 Hari	HS-3 Hari	HS-2 Hari	HS-1 Hari	Harga Saham Pengumuman	HS+1 Hari	HS+2 Hari	HS+3 Hari	HS+4 Hari	HS+5 Hari
1	AALI	4.318	4.332	4.351	4.313	4.312	4.317	4.335	4.348	4.375	4.337	4.304
2	ADRO	4.322	4.351	4.313	4.312	4.317	4.335	4.348	4.375	4.337	4.304	4.319
3	AKRA	4.318	4.332	4.351	4.313	4.312	4.317	4.335	4.348	4.375	4.337	4.304
4	ASII	4.318	4.332	4.351	4.313	4.312	4.317	4.335	4.348	4.375	4.337	4.304
5	ASRI	4.313	4.312	4.317	4.335	4.348	4.375	4.337	4.304	4.319	4.276	4.302
6	ICBP	4.312	4.317	4.335	4.348	4.375	4.337	4.304	4.319	4.276	4.302	4.269
7	INDF	4.312	4.317	4.335	4.348	4.375	4.337	4.304	4.319	4.276	4.302	4.269
8	INTP	4.315	4.301	4.275	4.254	4.250	4.275	4.281	4.316	4.346	4.399	4.410
9	ITMG	4.318	4.332	4.351	4.313	4.312	4.317	4.335	4.348	4.375	4.337	4.304
10	KLBF	4.313	4.312	4.317	4.335	4.348	4.375	4.337	4.304	4.319	4.276	4.302
11	LPKR	4.313	4.312	4.317	4.335	4.348	4.375	4.337	4.304	4.319	4.276	4.302
12	LSIP	4.313	4.312	4.317	4.335	4.348	4.375	4.337	4.304	4.319	4.276	4.302
13	PGAS	4.313	4.312	4.317	4.335	4.348	4.375	4.337	4.304	4.319	4.276	4.302
14	SMGR	4.313	4.312	4.317	4.335	4.348	4.375	4.337	4.304	4.319	4.276	4.302
15	TLKM	4.313	4.312	4.317	4.335	4.348	4.375	4.337	4.304	4.319	4.276	4.302
16	UNTR	4.318	4.332	4.351	4.313	4.312	4.317	4.335	4.348	4.375	4.337	4.304
17	UNVR	4.333	4.318	4.332	4.351	4.313	4.312	4.317	4.335	4.348	4.375	4.337

Indeks Harga Saham Gabungan Tahun 2013

No	Kode Saham	HS-5 Hari	HS-4 Hari	HS-3 Hari	HS-2 Hari	HS-1 Hari	Harga Saham Pengumuman	HS+1 Hari	HS+2 Hari	HS+3 Hari	HS+4 Hari	HS+5 Hari
1	AALI	4.393	4.398	4.350	4.326	4.317	4.334	4.235	4.251	4.233	4.256	4.321
2	ADRO	4.393	4.398	4.350	4.326	4.317	4.334	4.235	4.251	4.233	4.256	4.321
3	AKRA	4.398	4.350	4.326	4.317	4.334	4.235	4.251	4.233	4.256	4.321	4.288
4	ASII	4.335	4.393	4.398	4.350	4.326	4.317	4.334	4.235	4.251	4.233	4.256
5	ASRI	4.398	4.350	4.326	4.317	4.334	4.235	4.251	4.233	4.256	4.321	4.288
6	ICBP	4.350	4.326	4.317	4.334	4.235	4.251	5.233	4.256	4.321	4.288	4.241
7	INDF	4.350	4.326	4.317	4.334	4.235	4.251	5.233	4.256	4.321	4.288	4.241
8	INTP	4.128	4.196	4.231	4.195	4.189	4.202	4.212	4.274	4.327	4.257	4.202
9	ITMG	4.367	4.335	4.393	4.398	4.350	4.326	4.317	4.334	4.235	4.251	4.233
10	KLBF	4.398	4.350	4.326	4.317	4.334	4.235	4.251	5.233	4.256	4.321	4.288
11	LPKR	4.393	4.398	4.350	4.326	4.317	4.334	4.235	4.251	4.233	4.256	4.321
12	LSIP	4.398	4.350	4.326	4.317	4.334	4.235	4.251	4.233	4.256	4.321	4.288
13	PGAS	4.398	4.350	4.326	4.317	4.334	4.235	4.251	4.233	4.256	4.321	4.288
14	SMGR	4.350	4.326	4.317	4.334	4.235	4.251	4.233	4.256	4.321	4.288	4.241
15	TLKM	4.350	4.326	4.317	4.334	4.235	4.251	4.233	4.256	4.321	4.288	4.241
16	UNTR	4.335	4.393	4.398	4.350	4.326	4.317	4.334	4.235	4.251	4.233	4.256
17	UNVR	4.367	4.335	4.393	4.398	4.350	4.326	4.317	4.334	4.235	4.251	4.233

Indeks Harga Saham Gabungan Tahun 2014

No	Kode Saham	HS-5 Hari	HS-4 Hari	HS-3 Hari	HS-2 Hari	HS-1 Hari	Harga Saham Pengumuman	HS+1 Hari	HS+2 Hari	HS+3 Hari	HS+4 Hari	HS+5 Hari
1	AAII	5.053	5.102	5.127	5.093	5.112	5.141	5.118	5.133	5.145	5.149	5.164
2	ADRO	5.053	5.102	5.127	5.093	5.112	5.141	5.118	5.133	5.145	5.149	5.164
3	AKRA	5.053	5.102	5.127	5.093	5.112	5.141	5.118	5.133	5.145	5.149	5.164
4	ASII	5.049	5.053	5.102	5.127	5.093	5.112	5.141	5.118	5.133	5.145	5.149
5	ASRI	5.053	5.102	5.127	5.093	5.112	5.141	5.118	5.133	5.145	5.149	5.164
6	ICBP	5.102	5.127	5.093	5.112	5.141	5.118	5.133	5.145	5.149	5.164	5.175
7	INDF	5.102	5.127	5.093	5.112	5.141	5.118	5.133	5.145	5.149	5.164	5.175
8	INTP	5.108	5.026	5.035	5.113	5.144	5.125	5.139	5.166	5.178	5.226	5.242
9	ITMG	5.049	5.053	5.102	5.127	5.093	5.112	5.141	5.118	5.133	5.145	5.149
10	KLBF	5.053	5.102	5.127	5.093	5.112	5.141	5.118	5.133	5.145	5.149	5.164
11	LPKR	5.049	5.053	5.102	5.127	5.093	5.112	5.141	5.118	5.133	5.145	5.149
12	LSIP	5.053	5.102	5.127	5.093	5.112	5.141	5.118	5.133	5.145	5.149	5.164
13	PGAS	5.102	5.127	5.093	5.112	5.141	5.118	5.133	5.145	5.149	5.164	5.175
14	SMGR	5.053	5.102	5.127	5.093	5.112	5.141	5.118	5.133	5.145	5.149	5.164
15	TLKM	5.049	5.053	5.102	5.127	5.093	5.112	5.141	5.118	5.133	5.145	5.149
16	UNTR	5.049	5.053	5.102	5.127	5.093	5.112	5.141	5.118	5.133	5.145	5.149
17	UNVR	5.048	5.049	5.053	5.102	5.127	5.093	5.112	5.141	5.118	5.133	5.145

Indeks Harga Saham Gabungan Tahun 2015

No	Kode Saham	HS-5 Hari	HS-4 Hari	HS-3 Hari	HS-2 Hari	HS-1 Hari	Harga Saham Pengumuman	HS+1 Hari	HS+2 Hari	HS+3 Hari	HS+4 Hari	HS+5 Hari
1	AALI	4.518	4.561	4.541	4.545	4.585	4.597	4.560	4.446	4.557	4.545	4.537
2	ADRO	4.518	4.561	4.541	4.545	4.585	4.597	4.560	4.446	4.557	4.545	4.537
3	AKRA	4.561	4.541	4.545	4.585	4.597	4.560	4.446	4.557	4.545	4.537	4.508
4	ASII	4.518	4.561	4.541	4.545	4.585	4.597	4.560	4.446	4.557	4.545	4.537
5	ASRI	4.518	4.561	4.541	4.545	4.585	4.597	4.560	4.446	4.557	4.545	4.537
6	ICBP	4.561	4.541	4.545	4.585	4.597	4.560	4.446	4.557	4.545	4.537	4.508
7	INDF	4.561	4.541	4.545	4.585	4.597	4.560	4.446	4.557	4.545	4.537	4.508
8	INTP	4.393	4.374	4.409	4.483	4.555	4.468	4.490	4.517	4.522	4.557	4.569
9	ITMG	4.518	4.561	4.541	4.545	4.585	4.597	4.560	4.446	4.557	4.545	4.537
10	KLBF	4.518	4.561	4.541	4.545	4.585	4.597	4.560	4.446	4.557	4.545	4.537
11	LPKR	4.518	4.561	4.541	4.545	4.585	4.597	4.560	4.446	4.557	4.545	4.537
12	LSIP	4.518	4.561	4.541	4.545	4.585	4.597	4.560	4.446	4.557	4.545	4.537
13	PGAS	4.561	4.541	4.545	4.585	4.597	4.560	4.446	4.557	4.545	4.537	4.508
14	SMGR	4.518	4.561	4.541	4.545	4.585	4.597	4.560	4.446	4.557	4.545	4.537
15	TLKM	4.561	4.541	4.545	4.585	4.597	4.560	4.446	4.557	4.545	4.537	4.508
16	UNTR	4.518	4.561	4.541	4.545	4.585	4.597	4.560	4.446	4.557	4.545	4.537
17	UNVR	4.497	4.518	4.561	4.541	4.545	4.585	4.597	4.560	4.446	4.557	4.545

Lampiran 8 : Laba Perusahaan Tahun 2012-2015

No	Kode Saham	2012	2013	2014	2015
1	AALI	2.453.654	1.936.250	2.584.645	689.403
2	ADRO	381.745	229.263	176.397	148.405
3	AKRA	755.870.443	980.588.238	735.425.073	1.084.776.293
4	ASII	22.460	22.297	22.151	16.454
5	ASRI	1.216.091.539	889.576.596	1.176.955.123	686.484.951
6	ICBP	2.287.242	2.286.639	2.543.396	3.025.095
7	INDF	4.871.745	5.161.247	4.866.097	4.867.347
8	INTP	4.763.388	5.217.953	5.165.458	4.258.600
9	ITMG	426.580	230.484	193.631	64.475
10	KLBF	1.772.034.750.571	2.004.243.694.797	2.096.408.046.860	2.083.402.901.121
11	LPKR	2.482.547.800.091	1.676.147.952.007	2.988.621.424.052	616.914.134.886
12	LSIP	1.122.575	788.003	923.552	689.704
13	PGAS	914.498.684	888.215.369	712.944.449	418.611.408
14	SMGR	4.924.791.472	5.852.022.665	5.587.345.791	4.662.164.336
15	TLKM	18.388	20.402	22.041	23.948
16	UNTR	5.860.188	6.254.474	4.915.537	3.311.814
17	UNVR	4.839.145	5.352.625	5.926.720	5.851.805

Lampiran 9 : Skor Index Islamic Social Reporting Tahun 2012-2105

Skor Index Islamic Social Reporting Tahun 2012

PERUSAHAAN LAYANAN KEUANGAN ISLAMIC SOCIAL REPORTING, PROFITABILITAS, LEVERAGE TERHADAP EARNING RESPONSE COEFFICIENT (Studi pada Perusahaan Jakarta Islamic Index Indonesia Periode 2012-2015)
 Author : LYLANI ISSHANDI NPK : K.2013.5.32363

	A	1	2	3	4	5	6	B	7	8	9	C	1	1	1	1	1	1	1	1	1	1	2	2	2	2	D	2	2	2	2	2	2	2	2	2	3	3	3	3	E	3	3	3	3	3	3	F	3	4	4	4	4	4	4	4	4	4	4	5	5	5	5	T	O	T	A	L
		1	0	0	1	1	1		1	1	0		1	1	1	1	0	1	1	1	1	1	0	0	1			1	1	1	0	1	1	1	0	1	1	1		1	1	1	1	1		0	1	1	1	1	0	1	0	1	1	1	0	1	1	0	1	3	6					
	1	0	1	0	1	1			1	1	0		1	1	1	0	1	0	1	1	1	1	0	0	1			1	1	1	0	1	1	1	0	1	1			1	1	1	1	1		1	0	0	0	1	0	1	0	0	0	1	1	0	1	3	3							
	1	0	0	0	1	1			1	1	0		1	1	1	0	0	0	1	1	1	1	0	0				1	1	0	0	1	1	1	0	1	1			1	1	1	1	1		1	0	0	0	0	0	0	0	0	0	1	1	1	1	2	3							
	1	0	0	1	1	1			1	1	0		1	1	1	0	1	1	1	1	1	1	0	0	1			1	1	1	0	1	1	1	0	1	1			1	1	1	1	1		0	0	0	0	1	0	0	0	0	1	1	1	0	1	3	1							
	1	1	0	0	0	1			0	1	0		1	1	0	1	0	1	1	1	0	1	0	1				1	1	1	1	0	1	1	0	1	1			1	1	1	1	0		1	0	0	1	0	1	0	1	1	0	1	3	1										
	1	0	0	0	1	1			1	1	0		1	1	1	0	0	0	0	1	1	1	0	0				1	1	0	0	1	0	1	1	0	1	1			1	1	1	1	1		1	0	0	0	0	0	0	0	1	1	1	3	9									
	1	0	0	1	1	1			1	1	0		1	1	1	0	1	1	1	1	1	1	0	0	1			1	1	1	0	1	1	1	0	1	1			1	1	1	1	1		0	1	1	1	1	0	0	1	1	0	1	3	8										

INDEKS	LEVERAGE TERHADAP EARNING RESPONSE COEFFICIENT (Studi pada PERUSAHAAN LAYANAN ISLAMIC SOCIAL REPORTING, PROFITABILITAS, PENGARUH PENGUNGKAPAN ISLAMIC SOCIAL REPORTING, PROFITABILITAS)																		TOTAL																																							
	1	2	3	4	5	6	7	8	9	10	11	12	13	14	15	16	17	18																																								
1	1	1	0	0	1	1	1	1	1	0	1	1	1	1	1	0	0	1	1	1	1	0	1	1	1	1	0	1	1	1	1	0	1	1	1	1	1	1	1	0	0	0	0	1	0	0	0	0	0	1	1	1	0	1	1	0	1	3
2	1	1	0	0	0	1	1	1	0	0	1	1	1	1	1	0	1	1	1	1	0	1	1	1	1	1	1	1	1	1	1	1	1	1	1	1	1	1	1	1	1	1	1	1	1	0	1	1	1	0	1	1	1	1	2			
3	1	0	0	0	1	1	1	1	0	0	0	0	1	1	1	1	1	0	0	1	1	1	0	0	1	1	1	1	1	1	1	1	1	1	1	1	1	1	1	1	1	1	0	0	0	1	0	0	0	1	0	0	1	1	1	1	3	
4	1	0	0	1	1	1	1	1	0	1	1	1	1	1	1	0	0	1	1	1	1	0	1	1	1	1	1	1	1	1	1	1	1	1	1	1	1	1	1	1	0	1	1	1	0	0	0	1	1	1	0	1	3					
5	1	0	0	1	1	1	1	1	0	1	1	1	1	1	1	0	0	1	1	1	1	0	1	1	1	1	1	1	1	1	1	1	1	1	1	1	1	1	1	1	1	1	0	0	0	1	0	1	0	0	0	1	1	1	0	1	3	
6	1	0	0	1	1	1	1	1	0	1	1	1	1	1	1	0	0	1	1	1	1	0	0	1	1	1	1	1	1	1	1	1	1	1	1	1	1	1	1	1	1	1	1	1	1	0	1	1	1	1	1	1	1	3				
7	1	1	0	0	0	1	1	1	0	1	0	1	1	1	1	1	1	0	1	1	1	0	1	1	1	1	1	1	1	1	1	1	1	1	1	1	1	1	1	1	1	1	1	0	1	1	1	1	1	1	1	1	1	3				
8	1	0	0	0	1	1	1	1	0	0	0	0	1	1	1	1	1	0	0	1	1	0	0	1	1	1	1	1	1	1	1	1	1	1	1	1	1	1	1	1	1	1	1	0	0	0	0	0	0	1	1	1	1	1	3			
9	0	0	1	1	1	1	1	0	1	1	1	1	1	1	0	0	1	1	1	1	0	1	1	1	1	1	1	1	1	1	1	1	1	1	1	1	1	1	1	1	0	1	1	1	1	1	1	0	1	0	1	0	1	2				

Skor Index Islamic Social Reporting Tahun 2013

Kategori	A										B					C					D					E					F					TOTAL																											
	1	2	3	4	5	6	7	8	9	0	1	1	1	1	1	1	1	1	1	1	1	2	2	2	3	3	3	3	3	3	3	3	3	3	3		3	3	3	3	4	4	4	4	4	4	4	4	4	4	4	5	5	5	5	5							
LEVERAGE TERHADAP EARNING RESPONSE COEFFICIENT (Studi pada PERUSAHAAN JAKARTA ISLAMIC INDEX INDONESIA Periode 2012-2015)	1	0	0	1	1	1		1	1	0	1	1	1	1	0	1	1	1	1	1	1	0	0	1		1	1	1	0	1	1	1	1	0	1	1	1	1	1	1	1	0	1	1	1	1	1	1	1	1	1	1	1	1	1	1	1	38					
PERUSAHAAN JAKARTA ISLAMIC INDEX INDONESIA Periode 2012-2015	0	0	1	1	0	1		1	1	0	1	1	1	1	0	0	1	1	0	1	1	0	0	1		1	1	1	1	1	1	1	1	1	1	1	0	1	1	1	1	0	1	1	1	1	1	1	0	0	1	1	0	0	1	0	1	1	1	31			
PERUSAHAAN JAKARTA ISLAMIC INDEX INDONESIA Periode 2012-2015	1	0	0	1	1	1		1	1	0	1	1	1	1	0	1	1	1	1	1	1	0	0	1		1	1	1	0	1	1	1	0	1	1	1	1	1	1	1	1	0	1	1	1	1	1	1	0	1	1	0	1	0	1	1	1	1	25				
PERUSAHAAN JAKARTA ISLAMIC INDEX INDONESIA Periode 2012-2015	1	0	0	0	1	1		1	1	0	1	1	1	1	0	0	0	1	1	1	1	1	0	0	1		1	1	0	0	1	0	1	1	0	1	1	1	1	1	1	1	1	1	1	1	1	1	0	0	0	0	0	0	0	0	0	0	0	1	1	1	34
PERUSAHAAN JAKARTA ISLAMIC INDEX INDONESIA Periode 2012-2015	1	0	0	1	1	1		1	1	0	1	1	1	1	0	1	1	1	1	1	1	1	0	0	1		1	1	1	0	1	1	1	1	0	1	1	1	1	1	1	1	1	0	1	1	1	1	1	1	1	1	0	0	0	1	0	0	1	1	1	1	29
PERUSAHAAN JAKARTA ISLAMIC INDEX INDONESIA Periode 2012-2015	1	0	0	0	1	1		1	1	0	1	1	1	0	0	0	1	1	1	1	1	1	0	0	1		1	1	0	0	1	0	1	1	0	1	1	1	1	1	1	1	1	1	1	1	1	1	1	1	0	0	0	0	0	0	1	1	1	1	38		
PERUSAHAAN JAKARTA ISLAMIC INDEX INDONESIA Periode 2012-2015	0	0	1	1	1		1	1	0	1	1	1	1	0	1	1	1	1	1	1	0	0	1		1	1	1	0	1	1	1	0	1	1	1	1	1	1	1	1	0	1	1	1	1	1	1	0	1	1	1	1	0	1	0	1	1	0	37				
PERUSAHAAN JAKARTA ISLAMIC INDEX INDONESIA Periode 2012-2015	0	0	1	1	0	1		1	1	0	1	1	1	1	0	0	1	1	0	1	1	0	0	1		1	1	1	1	1	1	1	1	1	1	1	0	1	1	1	1	1	0	1	1	1	1	0	0	0	1	0	0	0	1	0	0	1	1	1	33		
PERUSAHAAN JAKARTA ISLAMIC INDEX INDONESIA Periode 2012-2015	0	0	1	1	1		1	1	0	1	1	1	1	0	1	1	1	1	1	1	0	0	1		1	1	1	0	1	1	1	1	0	1	1	1	1	1	1	1	0	1	1	1	1	1	1	1	0	0	0	1	1	0	1	1	0	28					

Skor Index Islamic Social Reporting Tahun 2014

Kategori	A	1	2	3	4	5	6	B	7	8	9	C	1	1	1	1	1	1	1	1	2	2	2	D	2	2	2	2	2	2	2	3	3	3	3	E	3	3	3	3	3	F	3	4	4	4	4	4	4	4	4	4	5	5	5	5	TOTAL									
													0	1	2	3	4	5	6	7	8	9	0		1	2	3	4	5	6	7	8	9	0	1		2	3	4	5	6		7	8	9	0	1	2	3	4	5	6	7	8	9	0		1	2	3						
LEVERAGE TERHADAP EARNING RESPONSE COEFFICIENT (Studi pada	1	0	0	0	1	1		1	1	1		1	1	1	1	0	1	1	0	1	1	0	1		1	1	1	1	1	1	0	0	1	1	1		1	1	1	1	1		1	1	1	1	1	1	0	1	1	1	0	1	0	1	0	4								
PENGARUH PENGUNGKAPAN ISLAMIC SOCIAL REPORTING, PROFITABILITAS,	1	0	0	1	1	1		1	1	0		1	1	1	1	0	1	1	1	1	1	0	0	1		1	1	1	0	1	1	1	1	1		1	1	1	1	1		0	1	1	1	1	0	1	0	1	0	0	1	1	0	1	3									
PERFORMANCE TERHADAP EARNING RESPONSE COEFFICIENT (Studi pada	1	0	1	0	1	1		1	1	0		1	1	1	0	1	0	1	1	1	1	0	0	1		1	1	1	0	1	1	1	0	0	1	1	1		1	1	1	1	1		1	0	0	0	1	0	1	0	0	0	1	1	0	1	3							
PERFORMANCE TERHADAP EARNING RESPONSE COEFFICIENT (Studi pada	1	0	0	0	1	1		1	1	0		1	1	1	1	0	0	0	0	1	1	1	0	0	1		1	1	1	0	1	1	1	1	1		1	1	1	1	1		0	0	0	0	1	0	0	0	0	0	0	0	0	0	0	0	1	1	1	1	3			
PERFORMANCE TERHADAP EARNING RESPONSE COEFFICIENT (Studi pada	1	0	0	0	1	1		1	1	0		1	1	1	0	0	0	0	1	1	1	1	0	0	1		1	1	1	0	1	1	1	1	1		1	1	1	1	1		1	0	0	0	0	0	0	0	0	0	0	0	0	0	0	0	0	0	1	1	1	1	4	
PERFORMANCE TERHADAP EARNING RESPONSE COEFFICIENT (Studi pada	1	0	0	1	1	1		1	1	0		1	1	1	1	0	1	1	1	1	1	0	0	1		1	1	1	0	1	1	1	1	1		1	1	1	1	1		0	1	1	1	1	0	1	0	1	0	0	1	1	0	1	3									
PERFORMANCE TERHADAP EARNING RESPONSE COEFFICIENT (Studi pada	1	0	0	1	1	1		1	1	0		1	1	1	1	0	1	1	1	1	1	0	0	1		1	1	1	0	1	1	1	1	1		1	1	1	1	1		0	0	0	0	1	0	0	0	0	0	0	0	0	0	0	0	0	0	0	0	1	1	1	1	2

Skor Index Islamic Social Reporting Tahun 2015

No	Kategori	A									B				C				D				E				F					TOTAL																		
		1	2	3	4	5	6	7	8	9	1	2	3	4	5	6	7	8	9	1	2	2	2	2	2	3	3	3	3	3	3		4	4	4	4	4	4	4	4	5	5	5	5						
1	PENGARUHI PENINGKATAN PERFORMANSA PERUSAHAAN	1	0	0	1	1	1		1	1	0	1	1	1	1	0	1	1	1	1	1	1	0	0	1		1	1	1	0	1	1	1	1	0	1	1	1	1	1	0	1	1	1	1	1	40			
2	PENGARUHI PENINGKATAN PERFORMANSA PERUSAHAAN	1	0	0	0	1	1		1	1	1	1	1	1	1	0	1	1	0	1	1	0	1	1	0	0	1		1	1	1	1	1	1	0	0	1	1	1	1	1	1	1	1	0	1	1	1	0	37
3	PENGARUHI PENINGKATAN PERFORMANSA PERUSAHAAN	1	0	1	0	1	1		1	1	0	1	1	1	0	1	0	1	1	1	1	1	0	0	1		1	1	1	0	1	1	1	1	0	0	1	1	1	1	1	1	1	1	0	1	0	27		
4	PENGARUHI PENINGKATAN PERFORMANSA PERUSAHAAN	1	0	0	0	1	1		1	1	0	1	1	1	1	0	0	0	0	1	1	1	1	1	0	0		1	1	0	0	1	0	1	1	1	0	1	1	1	1	1	1	0	0	0	0	1	35	
5	PENGARUHI PENINGKATAN PERFORMANSA PERUSAHAAN	1	0	0	1	1	1		1	1	0	1	1	1	1	1	0	1	1	1	1	1	1	0	0	1		1	1	1	0	1	1	1	1	1	0	1	1	1	1	1	0	0	0	1	1	1	0	30
6	PENGARUHI PENINGKATAN PERFORMANSA PERUSAHAAN	1	0	0	0	1	1		1	1	0	1	1	1	0	0	0	0	1	1	1	1	1	0	0		1	1	0	0	1	0	1	1	1	0	1	1	1	1	1	1	1	1	0	0	1	1	40	
7	PENGARUHI PENINGKATAN PERFORMANSA PERUSAHAAN	0	0	1	1	1		1	1	0	1	1	1	1	0	1	1	1	1	1	1	0	0	1		1	1	1	0	1	1	1	1	0	1	1	1	1	1	1	0	1	1	0	1	0	41			
8	PENGARUHI PENINGKATAN PERFORMANSA PERUSAHAAN	0	0	1	1	0	1		1	1	0	1	1	1	1	0	0	1	1	0	1	1	1	0	0		1	1	1	1	1	1	1	1	1	1	0	1	1	1	1	1	0	0	1	0	1	30		
9	PENGARUHI PENINGKATAN PERFORMANSA PERUSAHAAN	0	0	1	1	1		1	1	0	1	1	1	1	0	1	1	1	1	1	0	0	1		1	1	1	0	1	1	1	1	0	1	1	1	1	1	1	1	0	0	1	1	0	1	30			

Lampiran 10 : Hasil Uji Asumsi Klasik

Tabel Uji Kolmogorov-Sminorf

One-Sample Kolmogorov-Smimov Test

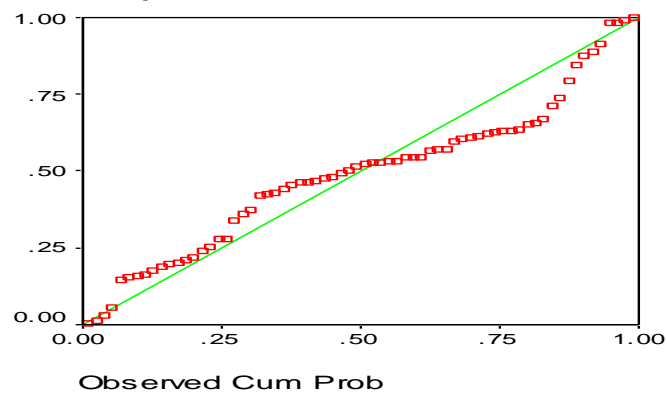
		X1	X2	X3	Y
N		68	68	68	68
Normal Parameters ^{a,b}	Mean	.608054	.127275	.394350	-.020038
	Std. Deviation	.0990955	.0908252	.1593880	.5304139
Most Extreme Differences	Absolute	.103	.116	.071	.190
	Positive	.065	.116	.058	.190
	Negative	-.103	-.086	-.071	-.132
Kolmogorov-Smirnov Z		.847	.957	.584	1.296
Asymp. Sig. (2-tailed)		.469	.319	.885	.070

a. Test distribution is Normal.

b. Calculated from data.

Grafik Normal P-P Plot of Regression standart

Normal P-P Plot of Regression Star Dependent Variable: CAR



Tabel Durbin-watson

Model Summary^b

Model	Durbin-Watson
1	1.818 ^a


- a. Predictors: (Constant), Leverage, Islamic Social Reporting, Profitabilitas
- b. Dependent Variable: CAR

Tabel Uji Multikolinieritas

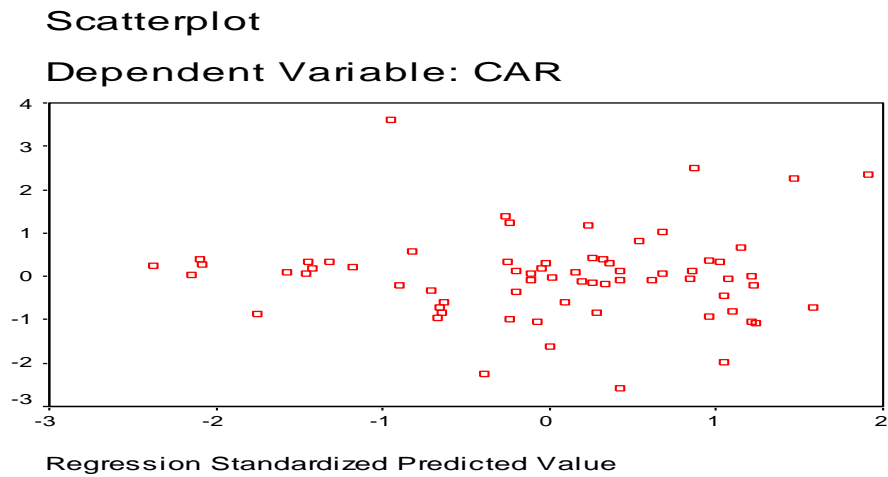
Coefficients^a

Model		Collinearity Statistics	
		Tolerance	VIF
1	Islamic Social Reporting	.895	1.118
	Profitabilitas	.842	1.187
	Leverage	.760	1.315

- a. Dependent Variable: CAR



Grafik 3 Scatterplot



Tabel Uji gleyser

Coefficients^a

Model		Unstandardized Coefficients		Standardized Coefficients	t	Sig.
		B	Std. Error	Beta		
1	(Constant)	1.701	.746		2.280	.026
	Islamic Social Reporting	-.864	1.014	-.107	-.852	.398
	Profitabilitas	-.279	.233	-.145	-1.197	.236
	Leverage	-1.507	.395	-.302	-1.356	.216

a. Dependent Variable: ABSRESID

Lampiran 11 : Hasil Uji Analisis Regresi Berganda

Tabel Analisis Regresi Berganda

Coefficients ^a						
Model		Unstandardized Coefficients		Standardized Coefficients	t	Sig.
		B	Std. Error	Beta		
1	(Constant)	-.641	.457		-1.401	.166
	Islamic Social Reporting	1.349	.584	.252	2.308	.024
	Profitabilitas	1.418	.657	.243	2.158	.035
	Leverage	-.964	.394	-.290	-2.447	.017

a. Dependent Variable: CAR

Lampiran 12 : Hasil Uji Descriptive

Tabel Descriptive Statistics

Descriptive Statistics					
	N	Minimum	Maximum	Mean	Std. Deviation
Islamic Social Reporting	68	.3966	.7925	.608054	.0990955
Profitabilitas	68	.0002	.4150	.127275	.0908252
Leverage	68	.1365	.6912	.394350	.1593880
CAR	68	-.9864	3.2943	-.020038	.5304139
Valid N (listwise)	68				

Lampiran 13 : Hasil Uji Hipotesis

Tabel Koefisien Determinasi

Model Summary

Model	R	R Square	Adjusted R Square	Std. Error of the Estimate
1	.563 ^a	.318	.286	.4483369

a. Predictors: (Constant), Leverage, Islamic Social Reporting, Profitabilitas

Tabel Uji F

ANOVA^b

Model		Sum of Squares	df	Mean Square	F	Sig.
1	Regression	5.985	3	1.995	9.926	.000 ^a
	Residual	12.864	64	.201		
	Total	18.850	67			

a. Predictors: (Constant), Leverage, Islamic Social Reporting, Profitabilitas

b. Dependent Variable: CAR

Tabel Uji-T

Coefficients^a

Model		Unstandardized Coefficients		Standardized Coefficients	t	Sig.
		B	Std. Error	Beta		
1	(Constant)	-.641	.457		-1.401	.166
	Islamic Social Reporting	1.349	.584	.252	2.308	.024
	Profitabilitas	1.418	.657	.243	2.158	.035
	Leverage	-.964	.394	-.290	-2.447	.017

a. Dependent Variable: CAR