


DAFTAR ISI

COVER	i
ABSTRAKSI	ii
BUKTI RISET PENELITIAN	iii
LEMBAR PERSETUJUAN	iv
SURAT PENGANTAR BEBAS PLAGIAT	v
CURRICULUM VITAE	vi
KATA PENGANTAR	vii
DAFTAR ISI	ix
DAFTAR TABEL	xii
DAFTAR GAMBAR	xiii
DAFTAR LAMPIRAN	xiv
BAB I PENDAHULUAN	16
1.1 Latar Belakang	16
1.2 Rumusan Masalah	18
1.3 Tujuan Penelitian	19
1.4 Manfaat Penelitian	19
BAB II TINJAUAN PUSTAKA	20
2.1 Landasan Teori	20
2.2.1 Teori <i>Stakeholder</i>	20
2.2.2 Teori Legitimasi	21
2.2.3 Nilai Perusahaan	23
2.2.4 Kinerja Keuangan	24
2.2.5 <i>Corporate Social Responsibility</i>	27
2.2 Telaah Penelitian Terdahulu	30
2.3 Kerangka Pikir Penelitian	31
2.4 Hubungan Antar Variabel	32
2.4.1 Pengaruh Kinerja Keuangan Terhadap Nilai Perusahaan.....	32




2.4.2 Pengaruh Biaya <i>Corporate Social Responsibility</i> terhadap Nilai Perusahaan	33
2.4.3 Pengaruh Kinerja Keuangan terhadap Nilai Perusahaan dengan Biaya <i>Corporate Social Responsibility</i> sebagai variabel moderasi	34

BAB III METODOLOGI PENELITIAN


3.1 Jenis Penelitian	35
3.2 Variabel Penelitian	35
3.2.1 Variabel Independen	35
3.2.2 Variabel Dependen	36
3.2.3 Variabel Moderasi	37
3.3 Populasi dan Sampel	38
3.4 Metode Pengumpulan Data	39
3.5 Metode Analisis Data	39
3.5.1 Analisa Model Pengukuran	40
3.5.2 Analisa Model Struktural	42
3.5.3 Pengujian Hipotesa	43

BAB IV HASIL DAN PEMBAHASAN

4.1 Gambaran Umum Objek Penelitian	45
4.2 Perhitungan Variabel	47
4.3 Hasil dan Analisis Penelitian	58
4.3.1 Analisis Model Pengukuran	58
4.3.2 Analisis Model Struktural	63
4.3.3 Uji Hipotesis	64
4.4 Pembahasan	66
4.4.1 Pengaruh Kinerja Keuangan terhadap Nilai Perusahaan	66
4.4.2 Pengaruh <i>Corporate Social Responsibility</i> terhadap Nilai Perusahaan	68




4.4.3 Pengaruh Kinerja Keuangan terhadap Nilai Perusahaan dengan <i>Corporate Social Responsibility</i> sebagai variabel moderasi	68
BAB V PENUTUP	71
5.1 Kesimpulan	71
5.2 Keterbatasan Penelitian	72
5.3 Saran	72
DAFTAR PUSTAKA	73
LAMPIRAN	75




DAFTAR TABEL

Tabel 3.1 Kriteria Sampel Penelitian	38
Tabel 4.1 Perusahaan Sampel Penelitian	46
Tabel 4.2 Likuiditas Perusahaan sampel periode 2013-2017.....	47
Tabel 4.3 <i>Leverage</i> Perusahaan sampel periode 2013-2017	49
Tabel 4.4 Profitabilitas Perusahaan sampel periode 2013-2017	52
Tabel 4.5 Nilai Perusahaan Perusahaan sampel periode 2013-2017.....	54
Tabel 4.6 Alokasi Biaya <i>Corporate Social Responsibility</i> Perusahaan sampel periode 2013-2017.....	56




DAFTAR GAMBAR

Gambar 2.1 Model Kerangka Pikir Penelitian	31
Gambar 4.1 Model Struktural	58
Gambar 4.2 Nilai <i>Loading Factor</i>	59



DAFTAR LAMPIRAN

Lampiran 1. Hasil Perhitungan <i>Current Ratio</i> 2013	76
Lampiran 2. Hasil Perhitungan <i>Current Ratio</i> 2014	77
Lampiran 3. Hasil Perhitungan <i>Current Ratio</i> 2015	78
Lampiran 4. Hasil Perhitungan <i>Current Ratio</i> 2016	79
Lampiran 5. Hasil Perhitungan <i>Current Ratio</i> 2017	80
Lampiran 6. Hasil Perhitungan <i>Debt to Equity Ratio</i> 2013	81
Lampiran 7. Hasil Perhitungan <i>Debt to Equity Ratio</i> 2014	82
Lampiran 8. Hasil Perhitungan <i>Debt to Equity Ratio</i> 2015	83
Lampiran 9. Hasil Perhitungan <i>Debt to Equity Ratio</i> 2016	84
Lampiran 10. Hasil Perhitungan <i>Debt to Equity Ratio</i> 2017	85
Lampiran 11. Hasil Perhitungan <i>Return to Equity Ratio</i> 2013	86
Lampiran 12. Hasil Perhitungan <i>Return to Equity Ratio</i> 2014	87
Lampiran 13. Hasil Perhitungan <i>Return to Equity Ratio</i> 2015	88
Lampiran 14. Hasil Perhitungan <i>Return to Equity Ratio</i> 2016	89
Lampiran 15. Hasil Perhitungan <i>Return to Equity Ratio</i> 2017	90
Lampiran 16. Hasil Perhitungan Biaya <i>Corporate Social Responsibility</i> 2013... 91	
Lampiran 17. Hasil Perhitungan Biaya <i>Corporate Social Responsibility</i> 2014... 92	
Lampiran 18. Hasil Perhitungan Biaya <i>Corporate Social Responsibility</i> 2015... 93	



Lampiran 19. Hasil Perhitungan Biaya <i>Corporate Social Responsibility</i> 2016...	94
Lampiran 20. Hasil Perhitungan Biaya <i>Corporate Social Responsibility</i> 2017...	95
Lampiran 21. Hasil Perhitungan Tobin's Q 2013	96
Lampiran 22. Hasil Perhitungan Tobin's Q 2014	97
Lampiran 23. Hasil Perhitungan Tobin's Q 2015	98
Lampiran 24. Hasil Perhitungan Tobin's Q 2016	99
Lampiran 25. Hasil Perhitungan Tobin's Q 2017	100
Lampiran 26. Hasil Outer Loading	101
Lampiran 27. Hasil Cross Loading	102
Lampiran 28. Hasil Average Variance Extracted (AVE)	103
Lampiran 29. Hasil Composite Reliability	104
Lampiran 30. Hasil Cronbachs Alpha	105
Lampiran 31. Hasil R-Square	106
Lampiran 32. Path Coefficients (Mean, STDEV, T- Values)	107

