

STIE MALANGKUÇEÇWARA
of ABM School of Economics

Terakreditasi "A", AKUNTANSI, 056/ISK/BAN-PT/Akred/S/III/2014
Terakreditasi "A", MANAJEMEN, 257/ISK/BAN-PT/Ak-VI/S/II/2013

Penetapan Dosen Pembimbing Skripsi
Semester GASAL Tahun Akademik 2017/2018
Nomor : 0902/BAAK/IX/2017

Setelah memperhatikan Surat Ketua Program Studi tentang usulan dosen pembimbing skripsi dengan ini Ketua STIE Malangkuçeçwara Malang menetapkan :


Nama : Dra. SRI YATI, MM
Sebagai : Dosen Pembimbing 1
Nama : - -
Sebagai : Dosen Pembimbing 2

Untuk mahasiswa berikut

Nama : RACHEL HATUMEWA
Nomor Pokok : K.2014.1.32717
Skripsi yang diajukan
Bidang Kajian : MANAJEMEN KEUANGAN
Pokok Bahasan : ANALISIS RASIO
Tempat/Obyek : -
Judul Skripsi : -

Demikian surat penetapan ini dikeluarkan untuk dilaksanakan dengan sebaiknya.
Penetapan ini berlaku sejak dikeluarkan.

Dikeluarkan di : Malang
Pada Tanggal : 09/10/2017
Ketua Program Studi Manajemen,


Dra. LINDANANTY, MM.
NIK-P.3M : 202.710.194



STIE Malangkuççwara

(Accounting Business Management)

Jl. Terusan Candi Kalasan - Malang Telp. 0341-491813

KARTU BIMBINGAN SKRIPSI BAB.I s.d BAB. III

| BLN/TGL | BAB | PERMASALAHAN | PARAF |
|-------------------------|------------------|------------------------|--------------------|
| Bulan: <i>Oktober</i> | | | |
| <i>19/10/17</i> | | <i>Ace judul</i> | <i>[Signature]</i> |
| <i>27/10/17</i> | | <i>Revisi out line</i> | <i>[Signature]</i> |
| <i>30/10/17</i> | | <i>Ace out line</i> | <i>[Signature]</i> |
| Bulan: <i>NOVEMBER</i> | | | |
| <i>23/11/17</i> | | <i>Revisi proposal</i> | <i>[Signature]</i> |
| <i>24/11/17</i> | | <i>Revisi proposal</i> | <i>[Signature]</i> |
| <i>27/11/17</i> | | <i>Summar proposal</i> | <i>[Signature]</i> |
| Bulan: <i>Desi 2018</i> | | | |
| <i>22/5/18</i> | | <i>Ganti judul</i> | <i>[Signature]</i> |
| <i>25/5/18</i> | <i>III</i> | <i>Revisi</i> | <i>[Signature]</i> |
| <i>31/5/18</i> | <i>T, T, III</i> | <i>Ace</i> | <i>[Signature]</i> |
| Bulan : | | | |
| | | | |
| Bulan : | | | |
| | | | |

Dosen Pembimbing 1

31/5/2018

[Signature]

Dua Suci YATI, M. A.

Dosen Pembimbing 2


Catatan:



Bobot Penilaian skripsi oleh pembimbing sebesar 50% dengan kriteria penilaian:

6. Ide/inovasi penelitian
7. Pemahaman konsep/teori
8. Pemahaman Metodologi
9. Kemampuan Analisis

MCE

Perkumpulan Pembahsa Pendidikan Malangkuçewara (P3M)

 **STIE MALANGKUÇEWARA**
ABM School of Economics

  Terakreditasi "A", AKUNTANSI, 056/SK/BAK/11/Ak/06/III/2014
Terakreditasi "A", MANAJEMEN, 257/SK/BAK/11/Man/VI/2010/2013

Penetapan Dosen Pembimbing Skripsi
Semester GASAL Tahun Akademik 2017/2018
Nomor : 0902/BAAK/IX/2017

Setelah memperhatikan Surat Ketua Program Studi tentang usulan dosen pembimbing skripsi dengan ini Ketua STIE Malangkuçewara Malang menetapkan :



Nama : Dra. SRI YATI, MM
Sebagai : Dosen Pembimbing 1
Nama : --
Sebagai : Dosen Pembimbing 2

Untuk mahasiswa berikut

Nama : RACHEL HATUMEWA
Nomor Pokok : K.2014.1.32717
Skripsi yang diajukan
Bidang Kajian : MANAJEMEN KEUANGAN
Pokok Bahasan : ANALISIS RASIO
Tempat/Obyek : POJOK GALERI INVESTASI BEI STIE MALANGKUÇEWARA
Judul Skripsi : PENGARUH KINERJA KEUANGAN TERHADAP HARGA SAHAM PADA PERUSAHAAN PROPERTY AND REAL ESTATE YANG TERDAFTAR DI BEI PERIODE 2014-2016

Demikian surat penetapan ini dikeluarkan untuk dilaksanakan dengan sebaiknya.
Penetapan ini berlaku sejak dikeluarkan.

Dikeluarkan di : Malang
Pada Tanggal : 11/07/2018
Ketua Program Studi Manajemen,

Dra. LINDANANTY, MM.
NIK-P.3M : 202.710.194

Info Layanan Cakut Keluasan
Malang - Indonesia (65142)

tele: 62 341 411813 (Hunting)
fax 62 341 495410

<http://www.stie-mce.ac.id>
e-mail: info@stie-mce.ac.id



STIE Malangkuççwara

(Accounting Business Management)

Jl. Terusan Candi Kalasan - Malang Telp. 0341-491813

KARTU BIMBINGAN SKRIPSI BAB IV s.d. BAB V

| BLN/TGL | BAB | PERMASALAHAN | PARAF |
|---------------------|-------------|--------------------|--------------------|
| Bulan : <i>yuni</i> | | | |
| <i>6/6/2018</i> | <i>IV</i> | <i>Revisi</i> | <i>[Signature]</i> |
| <i>21/6/18</i> | <i>V</i> | <i>Revisi</i> | <i>[Signature]</i> |
| Bulan : <i>juli</i> | | | |
| <i>11/7/2018</i> | <i>IV+V</i> | <i>Revisi</i> | <i>[Signature]</i> |
| <i>17/7/2018</i> | <i>IV+V</i> | <i>Revisi</i> | <i>[Signature]</i> |
| <i>25/7/2018</i> | | <i>semua hasil</i> | <i>[Signature]</i> |
| Bulan : <i>juli</i> | | | |
| <i>26/7/2018</i> | <i>IV</i> | <i>Revisi</i> | <i>[Signature]</i> |
| <i>27/7/2018</i> | <i>IV+V</i> | <i>Ace</i> | <i>[Signature]</i> |
| Bulan : | | | |
| Bulan : | | | |

Dosen Pembimbing 1

Dosen Pembimbing 2

Ace [Signature]
Dua Sri Yanti [Signature]

Catatan:

Bobot Penilaian skripsi oleh pembimbing sebesar 50% dengan kriteria penilaian:

6. Ide/inovasi penelitian
7. Pemahaman konsep/teori
8. Pemahaman Metodologi
9. Kemampuan Analisis
10. Rutinitas Pembimbingan

MCE

Lampiran 1

Case Summaries^a

| | ROA | EPS | PER | Harga_Saham |
|-------|--------|---------|--------|-------------|
| 1 | .87 | 1.05 | 40.22 | 98.00 |
| 2 | 14.20 | 217.53 | 7.76 | 1805.00 |
| 3 | 7.71 | 118.30 | 16.12 | 1229.00 |
| 4 | 8.74 | 379.27 | 14.16 | 4880.00 |
| 5 | -34.05 | -140.46 | -6.90 | 180.00 |
| 6 | 7.87 | 1181.83 | 5.55 | 6100.00 |
| 7 | 10.69 | 51.97 | 20.28 | 1040.00 |
| 8 | 6.08 | 33.43 | 9.42 | 278.00 |
| 9 | 19.59 | 1212.82 | 7.98 | 10400.00 |
| 10 | 8.30 | 135.85 | 16.76 | 1020.00 |
| 11 | 15.16 | 61.35 | -46.71 | 340.00 |
| 12 | .45 | 1.39 | 33.88 | 50.00 |
| 13 | 15.50 | 53.97 | 14.14 | 515.00 |
| 14 | 2.36 | 39.60 | 79.61 | 2000.00 |
| 15 | 9.02 | 96.18 | 18.61 | 1520.00 |
| 16 | -3.57 | -4.13 | -23.33 | 90.00 |
| 17 | 6.53 | 122.17 | 15.03 | 1800.00 |
| 18 | 7.18 | 122.96 | 17.44 | 1451.00 |
| 19 | 7.44 | 362.68 | 22.13 | 6400.00 |
| 20 | -1.28 | -5.88 | -42.55 | 250.00 |
| 21 | 9.30 | 1167.00 | 6.41 | 7500.00 |
| 22 | 11.48 | 63.26 | 11.73 | 745.00 |
| 23 | 23.97 | 133.70 | 3.34 | 280.00 |
| 24 | 16.71 | 1314.64 | 5.54 | 7250.00 |
| 25 | 2.48 | 44.38 | 44.61 | 1035.00 |
| 26 | -2.70 | -13.26 | -22.62 | 300.00 |
| 27 | .27 | .63 | 125.48 | 79.00 |
| 28 | 7.46 | 29.08 | 18.93 | 496.00 |
| 29 | 2.86 | 47.97 | 65.78 | 1695.00 |
| 30 | 5.67 | 73.76 | 27.84 | 1650.00 |
| 31 | -2.98 | -3.47 | -16.20 | 70.00 |
| 32 | 3.50 | 67.64 | 14.44 | 1730.00 |
| 33 | 2.44 | 43.32 | 32.24 | 1335.00 |
| 34 | 5.82 | 299.96 | 170.58 | 6000.00 |
| 35 | -7.92 | -35.67 | -3.05 | 145.00 |
| 36 | 5.75 | 697.91 | 7.47 | 6950.00 |
| 37 | 9.25 | 53.67 | 12.19 | 875.00 |
| 38 | 1.61 | 9.05 | 24.32 | 368.00 |
| 39 | 8.07 | 652.69 | 5.80 | 5050.00 |
| 40 | 2.69 | 53.18 | 18.75 | 720.00 |
| 41 | .70 | -3.29 | 10.05 | 300.00 |
| 42 | .26 | .62 | 60.02 | 50.00 |
| 43 | 6.99 | 29.16 | 15.55 | 565.00 |
| 44 | 3.20 | 53.63 | 89.76 | 1650.00 |
| 45 | 1.26 | 17.34 | 248.83 | 1325.00 |
| Total | N | 45 | 45 | 45 |

a. Limited to first 100 cases.

Lampiran 2

Descriptive Statistics

| | N | Minimum | Maximum | Mean | Std. Deviation |
|--------------------|----|---------|----------|-----------|----------------|
| ROA | 45 | -34.05 | 23.97 | 5.0429 | 8.66063 |
| EPS | 45 | -140.46 | 1314.64 | 196.4173 | 359.96403 |
| PER | 45 | -46.71 | 248.83 | 26.6087 | 50.99759 |
| Harga_Saham | 45 | 50.00 | 10400.00 | 1991.3111 | 2559.27353 |
| Valid N (listwise) | 45 | | | | |

Regression

Variables Entered/Removed^b

| Model | Variables Entered | Variables Removed | Method |
|-------|----------------------------|-------------------|--------|
| 1 | PER, ROA, EPS ^a | . | Enter |

- a. All requested variables entered.
b. Dependent Variable: Harga_Saham

Model Summary^b

| Model | R | R Square | Adjusted R Square | Std. Error of the Estimate | Change Statistics | | | | | Durbin-Watson |
|-------|-------------------|----------|-------------------|----------------------------|-------------------|----------|-----|-----|---------------|---------------|
| | | | | | R Square Change | F Change | df1 | df2 | Sig. F Change | |
| 1 | .919 ^a | .844 | .832 | 1047.65241 | .844 | 73.858 | 3 | 41 | .000 | 1.919 |

- a. Predictors: (Constant), PER, ROA, EPS
b. Dependent Variable: Harga_Saham

ANOVA^b

| Model | | Sum of Squares | df | Mean Square | F | Sig. |
|-------|------------|----------------|----|-------------|--------|-------------------|
| 1 | Regression | 2.432E8 | 3 | 8.106E7 | 73.858 | .000 ^a |
| | Residual | 4.500E7 | 41 | 1097575.567 | | |
| | Total | 2.882E8 | 44 | | | |

- a. Predictors: (Constant), PER, ROA, EPS
b. Dependent Variable: Harga_Saham



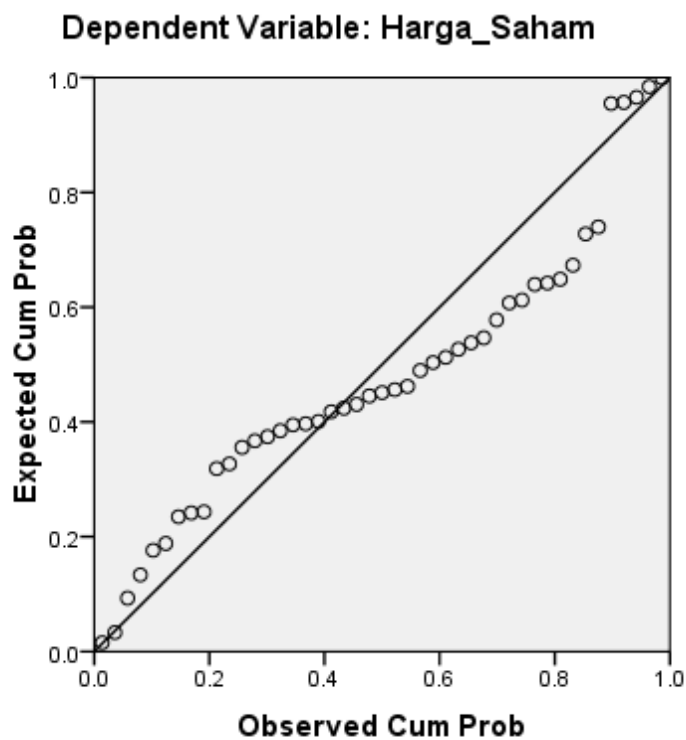
Lampiran 3

Coefficients^a

| Model | | Unstandardized Coefficients | | Standardized Coefficients | t | Sig. | Collinearity Statistics | |
|-------|------------|-----------------------------|------------|---------------------------|--------|------|-------------------------|-------|
| | | B | Std. Error | Beta | | | Tolerance | VIF |
| 1 | (Constant) | 526.641 | 210.162 | | 2.506 | .016 | | |
| | ROA | -7.750 | 20.279 | -.026 | -.382 | .704 | .809 | 1.237 |
| | EPS | 6.646 | .490 | .935 | 13.554 | .000 | .801 | 1.249 |
| | PER | 7.458 | 3.117 | .149 | 2.392 | .021 | .987 | 1.013 |

a. Dependent Variable: Harga_Saham

Normal P-P Plot of Regression Standardized Residual



Lampiran 4

Scatterplot

