



DAFTAR ISI


	Halaman
Lembar Sampul	
Abstraksi	i
Surat riset	ii
Surat Tanda Persetujuan	iii
Surat Pernyataan Tidak Melakukan Plagiat	iv
Curriculum Vitae	v
Kata Pengantar	vi
Daftar Isi	vii
Daftar Tabel	xi
BAB 1 : PENDAHULUAN	1
1.1 Latar Belakang Masalah	1
1.2 Rumusan Masalah	2
1.3 Tujuan Masalah	2
1.4 Manfaat Penelitian	3
BAB II : TINJAUAN PUSTAKA	4
2.1 Penelitian Terdahulu	4
2.2 Deskripsi Teori	5
2.2.1 Analisis Rasio Keuangan	5
2.2.2 Analisis Z-score	9
2.2.3 Kinerja Keuangan	13
2.2.4 Laporan Keuangan	15
2.2.5 Analisis Laporan Keuangan	21
2.2.6 Kebangkrutan	24
BAB III : METODE PENELITIAN	28
3.1 Jenis Penelitian	28
3.2 Variabel penelitian dan pengukuran	28



3.2.1 Analisis Rasio Keuangan	28
3.2.2 Analisis Z score	29
3.2.3 Kinerja Keuangan	30
3.3 Populasi Penelitian	30
3.4 Sampel Penelitian	30
3.5 Metode Pengumpulan Data	31
3.6 Metode Analisis	31
BAB IV : HASIL PENELITIAN DAN PEMBAHASAN	32
4.1 Latar Belakang	32
4.2 Analisis Rasio Keuangan	33
4.2.1 Rasio Likuiditas	33
4.2.1.1 Hasil Analisis PT. Darya Varia Tbk	34
4.2.1.2 Hasil Analisis PT. Indofarma Tbk	36
4.2.1.3 Hasil Analisis PT. Kalbe Farma Tbk	38
4.2.1.4 Hasil Analisis PT. Kimia Farma Tbk	40
4.2.1.5 Hasil Analisis PT. Merck Ind Tbk	41
4.2.1.6 Hasil Analisis PT. Pyridam Farma Tbk ...	43
4.2.1.7 Hasil Analisis PT. Taisho Pharma Tbk ...	45
4.2.1.8 Hasil Analisis PT. Tempo Scan Tbk	46
4.2.2 Rasio Aktivitas	48
4.2.2.1 Hasil Analisis PT.Darya Varia Tbk	48
4.2.2.2 Hasil Analisis PT. Indofarma Tbk	50
4.2.2.3 Hasil Analisis PT. Kalbe Farma Tbk	52
4.2.2.4 Hasil Analisis PT. Kimia Farma Tbk	53
4.2.2.5 Hasil Analisis PT. Merck Ind Tbk	55
4.2.2.6 Hasil Analisis PT. Pyridam Farma Tbk ...	57
4.2.2.7 Hasil Analisis PT. Taisho Pharma Tbk ...	59
4.2.2.8 Hasil Analisis PT. Tempo Scan Tbk	60
4.2.3 Rasio Solvabilitas	62
4.2.3.1 Hasil Analisis PT. Darya Varia Tbk	63
4.2.3.2 Hasil Analisis PT. Indofarma Tbk	64



4.2.3.3 Hasil Analisis PT. Kalbe Farma Tbk	67
4.2.3.4 Hasil Analisis PT. Kimia Farma Tbk	69
4.2.3.5 Hasil Analisis PT. Merck Ind Tbk	71
4.2.3.6 Hasil Analisis PT. Pyridam Farma Tbk ..	73
4.2.3.7 Hasil Analisis PT. Taisho Pharma Tbk ...	75
4.2.3.8 Hasil Analisis PT. Tempo Scan Tbk	77
4.2.4 Rasio Profitabilitas	79
4.2.4.1 Hasil Analisis PT. Darya Varia Tbk	80
4.2.4.2 Hasil Analisis PT. Indofarma Tbk	82
4.2.4.3 Hasil Analisis PT. Kalbe Farma Tbk	83
4.2.4.4 Hasil Analisis PT. Kimia Farma Tbk	85
4.2.4.5 Hasil Analisis PT. Merck Ind Tbk	87
4.2.4.6 Hasil Analisis PT. Pyridam Farma Tbk ..	89
4.2.4.7 Hasil Analisis PT. Taisho Pharma Tbk ...	91
4.2.4.8 Hasil Analisis PT. Tempo Scan Tbk	93
4.3 Analisis Kinerja Keuangan	95
4.3.1 Analisis PT. Darya Varia Tbk	95
4.3.2 Analisis PT. Indofarma Tbk	96
4.3.3 Analisis PT. Kalbe Farma Tbk	96
4.3.4 Analisis PT. Kimia Farma Tbk	97
4.3.5 Analisis PT. Merck Ind Tbk	97
4.3.6 Analisis PT. Pyridam Farma Tbk	98
4.3.7 Analisis PT. Taisho Pharma Tbk	99
4.3.8 Analisis PT. Tempo Scan Tbk	99
4.4 Analisis Z score	100
4.4.1 Hasil Analisis PT. Darya Varia Tbk	101
4.4.2 Hasil Analisis PT. Indofarma Tbk	102
4.4.3 Hasil Analisis PT. Kimia Farma Tbk	103
4.4.4 Hasil Analisis PT. Kalbe Farma Tbk	104
4.4.5 Hasil Analisis PT. Merck Ind Tbk	105
4.4.6 Hasil Analisis PT. Pyridam Farma Tbk	106
4.4.7 Hasil Analisis PT. Taisho Pharma Tbk	107



	4.4.8 Hasil Analisis PT. Tempo Scan Tbk	108
	4.5 Tabel Rekapitulasi Analisis rasio & Z score	111
BAB V	: PENUTUP	118
	5.1 Kesimpulan	118
	5.2 Saran	119
DAFTAR PUSTAKA		

