

LAMPIRAN

1. Lampiran 1 Perhitungan Dividen (X1)

| Nama Perusahaan | Tahun | Dividen Kas | Laba Bersih | Jumlah Saham Beredar | DPS | EPS | DPR |
|-----------------|-------|-----------------|-------------------|----------------------|---------|----------|-------|
| ACST | 16 | 24.450.000.000 | 67.555.000.000 | 700.000.000 | 34,929 | 96,507 | 0,362 |
| | 17 | 40.600.000.000 | 153.791.000.000 | 700.000.000 | 58,000 | 219,701 | 0,264 |
| | 18 | 40.600.000.000 | 21.419.000.000 | 700.000.000 | 58,000 | 30,599 | 1,896 |
| BEST | 16 | 11.866.192.714 | 336.287.878.603 | 9.647.311.150 | 1,230 | 34,858 | 0,035 |
| | 17 | 33.090.277.245 | 483.387.486.933 | 9.647.311.150 | 3,430 | 50,106 | 0,068 |
| | 18 | 96.473.111.500 | 422.536.948.687 | 9.647.311.150 | 10,000 | 43,798 | 0,228 |
| CTRA | 16 | 122.530.000.000 | 1.302.702.000.000 | 15.425.291.220 | 7,943 | 84,452 | 0,094 |
| | 17 | 88.045.000.000 | 1.018.529.000.000 | 18.560.303.397 | 4,744 | 54,877 | 0,086 |
| | 18 | 176.089.000.000 | 1.302.702.000.000 | 18.560.303.397 | 9,487 | 70,188 | 0,135 |
| GMTD | 16 | 4.569.210.000 | 86.914.558.516 | 101.538.000 | 45,000 | 855,981 | 0,053 |
| | 17 | 2.538.450.000 | 68.230.259.472 | 101.538.000 | 25,000 | 671,968 | 0,037 |
| | 18 | 1.624.608.000 | 61.443.212.441 | 101.538.000 | 16,000 | 605,125 | 0,026 |
| JKON | 16 | 73.388.339.370 | 331.660.186.639 | 16.308.519.860 | 4,500 | 20,337 | 0,221 |
| | 17 | 104.374.527.000 | 309.948.018.000 | 16.308.519.860 | 6,400 | 19,005 | 0,337 |
| | 18 | 94.589.806.000 | 268.229.012.000 | 16.308.519.860 | 5,800 | 16,447 | 0,353 |
| JRPT | 16 | 282.853.280.000 | 1.017.849.186.000 | 13.750.000.000 | 20,571 | 74,025 | 0,278 |
| | 17 | 323.260.891.000 | 1.117.126.108.000 | 13.750.000.000 | 23,510 | 81,246 | 0,289 |
| | 18 | 357.500.000.000 | 1.049.745.761.000 | 13.750.000.000 | 26,000 | 76,345 | 0,341 |
| LPKR | 16 | 81.000.000.000 | 1.227.374.000.000 | 23.077.689.619 | 3,510 | 53,184 | 0,066 |
| | 17 | 45.177.000.000 | 856.984.000.000 | 23.077.689.619 | 1,958 | 37,135 | 0,053 |
| | 18 | 62.484.000.000 | 1.726.085.000.000 | 23.077.689.619 | 2,708 | 74,795 | 0,036 |
| MKPI | 16 | 310.059.438.000 | 1.199.373.747.588 | 948.194.000 | 327,000 | 1264,903 | 0,259 |
| | 17 | 349.883.586.000 | 1.193.639.823.893 | 948.194.000 | 369,000 | 1258,856 | 0,293 |
| | 18 | 349.883.586.000 | 1.018.559.536.819 | 948.194.000 | 369,000 | 1074,210 | 0,344 |
| MTLA | 16 | 24.496.404.000 | 316.514.414.000 | 7.655.126.330 | 3,200 | 41,347 | 0,077 |
| | 17 | 40.572.169.000 | 551.010.785.000 | 7.655.126.330 | 5,300 | 71,979 | 0,074 |
| | 18 | 67.365.112.000 | 507.227.779.000 | 7.655.126.330 | 8,800 | 66,260 | 0,133 |
| NRCA | 16 | 39.998.558.416 | 101.091.266.970 | 2.441.914.844 | 16,380 | 41,398 | 0,396 |
| | 17 | 73.257.445.320 | 153.443.549.305 | 2.441.914.844 | 30,000 | 62,837 | 0,477 |
| | 18 | 97.676.593.760 | 117.967.950.221 | 2.441.914.844 | 40,000 | 48,310 | 0,828 |
| PPRO | 16 | 60.065.004.591 | 365.374.319.145 | 14.044.406.000 | 4,277 | 26,016 | 0,164 |
| | 17 | 73.091.001.165 | 459.642.836.413 | 61.675.671.883 | 1,185 | 7,453 | 0,159 |
| | 18 | 88.935.991.076 | 496.783.496.821 | 61.675.671.883 | 1,442 | 8,055 | 0,179 |

| Nama Perusahaan | Tahun | Dividen Kas | Laba Bersih | Jumlah Saham Beredar | DPS | EPS | DPR |
|-----------------|-------|-----------------|-------------------|----------------------|--------|---------|-------|
| PWON | 16 | 216.718.211 | 1.780.254.981 | 48.159.602.400 | 0,005 | 0,037 | 0,122 |
| | 17 | 216.718.211 | 2.024.627.040 | 48.159.602.400 | 0,005 | 0,042 | 0,107 |
| | 18 | 288.957.614 | 2.826.936.213 | 48.159.602.400 | 0,006 | 0,059 | 0,102 |
| SMRA | 16 | 72.133.908.000 | 605.050.858.000 | 14.426.781.680 | 5,000 | 41,939 | 0,119 |
| | 17 | 72.133.908.000 | 532.437.613.000 | 14.426.781.680 | 5,000 | 36,906 | 0,135 |
| | 18 | 72.133.908.000 | 690.623.630.000 | 14.426.781.680 | 5,000 | 47,871 | 0,104 |
| SSIA | 16 | 45.343.247.642 | 100.854.847.637 | 4.705.249.440 | 9,637 | 21,435 | 0,450 |
| | 17 | 51.367.221.840 | 1.241.357.001.429 | 4.705.249.440 | 10,917 | 263,824 | 0,041 |
| | 18 | 92.989.396.800 | 89.833.255.584 | 4.705.249.440 | 19,763 | 19,092 | 1,035 |
| TOTL | 16 | 136.400.000.000 | 221.287.384.000 | 3.410.000.000 | 40,000 | 64,894 | 0,616 |
| | 17 | 153.450.000.000 | 231.269.085.000 | 3.410.000.000 | 45,000 | 67,821 | 0,664 |
| | 18 | 170.500.000.000 | 204.418.079.000 | 3.410.000.000 | 50,000 | 59,947 | 0,834 |
| WIKI | 16 | 125.014.252.000 | 448.085.182.000 | 8.969.951.372 | 13,937 | 49,954 | 0,279 |
| | 17 | 101.182.772.000 | 1.356.115.489.000 | 8.969.951.372 | 11,280 | 151,184 | 0,075 |
| | 18 | 240.413.755.000 | 2.073.299.864.000 | 8.969.951.372 | 26,802 | 231,138 | 0,116 |
| WSKT | 16 | 209.547.624.362 | 1.813.068.616.784 | 13.573.902.600 | 15,438 | 133,570 | 0,116 |
| | 17 | 513.978.185.018 | 4.201.572.490.754 | 13.573.902.600 | 37,865 | 309,533 | 0,122 |
| | 18 | 776.342.383.468 | 4.619.567.705.553 | 13.573.902.600 | 57,194 | 340,327 | 0,168 |

2. Lampiran 2 Perhitungan Hutang (X2)

| Nama Perusahaan | Tahun | Total Liabilitas | Total Ekuitas | DER |
|-----------------|-------|--------------------|--------------------|------|
| ACST | 16 | 1.201.946.000.000 | 1.301.225.000.000 | 0,92 |
| | 17 | 3.869.352.000.000 | 1.437.127.000.000 | 2,69 |
| | 18 | 7.509.598.000.000 | 1.426.793.000.000 | 5,26 |
| BEST | 16 | 1.814.537.354.523 | 2.502.403.000.000 | 0,73 |
| | 17 | 1.870.815.438.091 | 2.999.000.000.000 | 0,62 |
| | 18 | 2.118.132.306.800 | 4.171.527.439.260 | 0,51 |
| CTRA | 16 | 14.774.323.000.000 | 14.297.927.000.000 | 1,03 |
| | 17 | 16.255.398.000.000 | 15.450.765.000.000 | 1,05 |
| | 18 | 17.644.741.000.000 | 14.373.791.000.000 | 1,23 |
| GMTD | 16 | 590.413.630.191 | 638.758.818.486 | 0,92 |
| | 17 | 538.877.693.247 | 703.837.059.129 | 0,77 |
| | 18 | 488.790.826.773 | 764.071.327.818 | 0,64 |
| JKON | 16 | 1.806.636.040.445 | 2.200.751.000.000 | 0,82 |
| | 17 | 1.799.503.533.000 | 2.403.011.783.000 | 0,75 |
| | 18 | 2.221.760.533.000 | 2.519.469.311.000 | 0,88 |

| Nama Perusahaan | Tahun | Total Liabilitas | Total Ekuitas | DER |
|-----------------|-------|--------------------|--------------------|------|
| JRPT | 16 | 3.578.038.000.000 | 4.906.398.903.000 | 0,73 |
| | 17 | 3.564.983.000.000 | 5.976.495.533.000 | 0,60 |
| | 18 | 3.847.899.580.000 | 6.693.348.687.000 | 0,57 |
| LPKR | 16 | 23.528.544.000.000 | 22.075.139.000.000 | 1,07 |
| | 17 | 26.911.822.000.000 | 29.860.294.000.000 | 0,90 |
| | 18 | 23.847.899.580.000 | 26.693.348.687.000 | 0,89 |
| MKPI | 16 | 2.897.296.559.011 | 3.714.904.000.000 | 0,78 |
| | 17 | 2.276.438.836.762 | 4.551.607.678.081 | 0,50 |
| | 18 | 1.776.589.738.461 | 5.231.591.527.096 | 0,34 |
| MTLA | 16 | 1.430.126.743.000 | 2.502.403.000.000 | 0,57 |
| | 17 | 1.874.478.000.000 | 2.999.000.000.000 | 0,63 |
| | 18 | 1.755.200.333.000 | 3.165.884.508.000 | 0,55 |
| NRCA | 16 | 992.553.991.254 | 1.141.659.739.415 | 0,87 |
| | 17 | 1.139.310.048.741 | 1.202.856.730.509 | 0,95 |
| | 18 | 1.046.474.842.586 | 1.208.237.121.607 | 0,87 |
| PPRO | 16 | 5.858.373.083.290 | 2.867.911.000.000 | 2,04 |
| | 17 | 6.688.792.000.000 | 4.875.275.000.000 | 1,37 |
| | 18 | 10.657.152.475.402 | 5.272.337.608.144 | 2,02 |
| PWON | 16 | 9.654.448.000.000 | 11.019.694.000.000 | 0,88 |
| | 17 | 10.567.228.000.000 | 12.791.490.000.000 | 0,83 |
| | 18 | 9.706.398.758.000 | 15.311.681.466.000 | 0,63 |
| SMRA | 16 | 12.644.764.172.000 | 8.165.555.000.000 | 1,55 |
| | 17 | 13.308.970.000.000 | 8.353.742.000.000 | 1,59 |
| | 18 | 14.238.537.503.000 | 9.061.000.000.000 | 1,57 |
| SSIA | 16 | 3.842.621.248.275 | 3.352.827.000.000 | 1,15 |
| | 17 | 4.374.602.549.195 | 4.476.834.000.000 | 0,98 |
| | 18 | 3.019.160.765.637 | 3.943.972.057.382 | 0,77 |
| TOTL | 16 | 2.007.949.620.000 | 942.610.000.000 | 2,13 |
| | 17 | 2.232.994.466.000 | 1.010.099.000.000 | 2,21 |
| | 18 | 2.176.607.420.000 | 1.052.110.737.000 | 2,07 |
| WIKA | 16 | 18.597.824.000.000 | 12.498.715.000.000 | 1,49 |
| | 17 | 31.051.950.000.000 | 14.631.825.000.000 | 2,12 |
| | 18 | 42.014.686.674.000 | 17.215.314.565.000 | 2,44 |
| WSKT | 16 | 44.651.963.165.082 | 16.773.219.000.000 | 2,66 |
| | 17 | 75.140.936.029.129 | 22.754.825.000.000 | 3,30 |
| | 18 | 95.504.462.872.769 | 28.887.120.000.000 | 3,31 |

3. Lampiran 3 Perhitungan Kepemilikan Institutional (X3)

| Nama Perusahaan | Tahun | Kep. Saham Inst | Jumlah Saham Beredar | INST |
|-----------------|-------|-----------------|----------------------|-------|
| ACST | 16 | 483.000.000 | 700.000.000 | 0,690 |
| | 17 | 483.000.000 | 700.000.000 | 0,690 |
| | 18 | 520.657.700 | 700.000.000 | 0,744 |
| BEST | 16 | 5.608.354.400 | 9.647.311.150 | 0,581 |
| | 17 | 5.608.354.400 | 9.647.311.150 | 0,581 |
| | 18 | 6.205.520.000 | 9.647.311.150 | 0,643 |
| CTRA | 16 | 7.162.935.223 | 15.425.291.220 | 0,464 |
| | 17 | 8.709.780.608 | 18.560.303.397 | 0,469 |
| | 18 | 8.716.333.730 | 18.560.303.397 | 0,470 |
| GMTD | 16 | 66.000.000 | 101.538.000 | 0,650 |
| | 17 | 66.000.000 | 101.538.000 | 0,650 |
| | 18 | 66.000.000 | 101.538.000 | 0,650 |
| JKON | 16 | 9.929.587.750 | 16.308.519.860 | 0,609 |
| | 17 | 9.929.587.750 | 16.308.519.860 | 0,609 |
| | 18 | 9.929.587.750 | 16.308.519.860 | 0,609 |
| JRPT | 16 | 10.821.226.500 | 13.750.000.000 | 0,787 |
| | 17 | 10.601.783.100 | 13.750.000.000 | 0,771 |
| | 18 | 10.641.773.700 | 13.750.000.000 | 0,774 |
| LPKR | 16 | 9.232.399.908 | 23.077.689.619 | 0,400 |
| | 17 | 10.654.792.527 | 23.077.689.619 | 0,462 |
| | 18 | 13.812.853.288 | 23.077.689.619 | 0,599 |
| MKPI | 16 | 723.123.281 | 948.194.000 | 0,763 |
| | 17 | 730.771.281 | 948.194.000 | 0,771 |
| | 18 | 730.771.281 | 948.194.000 | 0,771 |
| MTLA | 16 | 5.680.473.803 | 7.655.126.330 | 0,742 |
| | 17 | 5.680.473.803 | 7.655.126.330 | 0,742 |
| | 18 | 5.680.473.803 | 7.655.126.330 | 0,742 |
| NRCA | 16 | 1.745.208.000 | 2.441.914.844 | 0,715 |
| | 17 | 1.745.208.000 | 2.441.914.844 | 0,715 |
| | 18 | 1.824.783.300 | 2.441.914.844 | 0,747 |
| PPRO | 16 | 9.132.060.000 | 14.044.406.000 | 0,650 |
| | 17 | 40.103.222.320 | 61.675.671.883 | 0,650 |
| | 18 | 40.103.222.320 | 61.675.671.883 | 0,650 |
| PWON | 16 | 27.032.158.800 | 48.159.602.400 | 0,561 |
| | 17 | 33.587.598.400 | 48.159.602.400 | 0,697 |
| | 18 | 33.077.598.400 | 48.159.602.400 | 0,687 |

| Nama Perusahaan | Tahun | Kep. Saham Inst | Jumlah Saham Beredar | INST |
|-----------------|-------|-----------------|----------------------|-------|
| SMRA | 16 | 4.620.364.728 | 14.426.781.680 | 0,320 |
| | 17 | 5.787.992.138 | 14.426.781.680 | 0,401 |
| | 18 | 5.792.239.138 | 14.426.781.680 | 0,401 |
| SSIA | 16 | 1.792.541.440 | 4.705.249.440 | 0,381 |
| | 17 | 1.315.289.776 | 4.705.249.440 | 0,280 |
| | 18 | 1.357.789.776 | 4.705.249.440 | 0,289 |
| TOTL | 16 | 1.926.650.000 | 3.410.000.000 | 0,565 |
| | 17 | 1.926.650.000 | 3.410.000.000 | 0,565 |
| | 18 | 1.926.650.000 | 3.410.000.000 | 0,565 |
| WIKA | 16 | 5.834.850.000 | 8.969.951.372 | 0,650 |
| | 17 | 5.834.850.000 | 8.969.951.372 | 0,650 |
| | 18 | 5.834.850.000 | 8.969.951.372 | 0,650 |
| WSKT | 16 | 8.963.697.886 | 13.573.902.600 | 0,660 |
| | 17 | 8.963.697.886 | 13.573.902.600 | 0,660 |
| | 18 | 8.963.697.886 | 13.573.902.600 | 0,660 |

4. Lampiran 4 Uji Normalitas

One-Sample Kolmogorov-Smirnov Test

| | | DPR | DER | INST | PBV |
|----------------------------------|----------------|--------|--------|--------|---------|
| N | | 51 | 51 | 51 | 51 |
| Normal Parameters ^{a,b} | Mean | ,3004 | 1,2894 | ,6115 | 1,8669 |
| | Std. Deviation | ,37427 | ,94315 | ,13321 | 1,57629 |
| Most Extreme Differences | Absolute | ,239 | ,219 | ,182 | ,194 |
| | Positive | ,239 | ,219 | ,094 | ,194 |
| | Negative | -,232 | -,157 | -,182 | -,153 |
| Kolmogorov-Smirnov Z | | ,690 | ,587 | 1,303 | ,703 |
| Asymp. Sig. (2-tailed) | | ,727 | ,882 | ,067 | ,706 |

a. Test distribution is Normal.

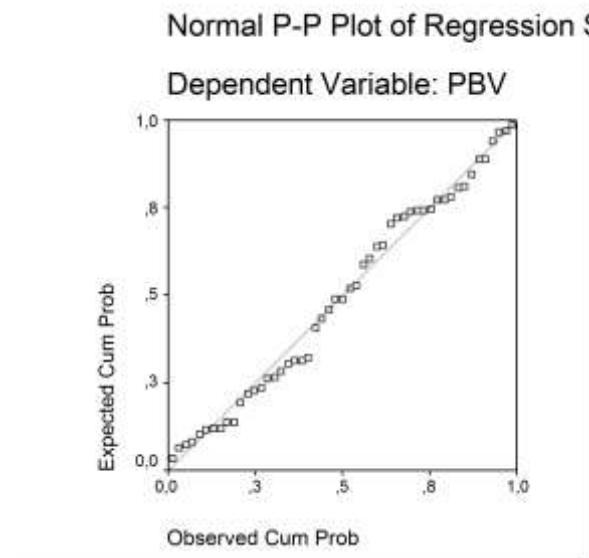
b. Calculated from data.

One-Sample Kolmogorov-Smirnov Test

| | | Unstandardized Residual |
|----------------------------------|----------------|-------------------------|
| N | | 51 |
| Normal Parameters ^{a,b} | Mean | ,0000000 |
| | Std. Deviation | ,93408716 |
| Most Extreme Differences | Absolute | ,096 |
| | Positive | ,096 |
| | Negative | -,083 |
| Kolmogorov-Smirnov Z | | ,686 |
| Asymp. Sig. (2-tailed) | | ,734 |

a. Test distribution is Normal.

b. Calculated from data.



5. Lampiran 5 Uji Autokorelasi

Model Summary^a

| Model | Durbin-Watson |
|-------|--------------------|
| 1 | 2,032 ^a |

a. Predictors: (Constant), INST, DPR, DER

b. Dependent Variable: PBV

6. Lampiran 6 Uji Multikolinieritas

Coefficients^a

| Model | | Collinearity Statistics | |
|-------|------|-------------------------|-------|
| | | Tolerance | VIF |
| 1 | DPR | ,979 | 1,021 |
| | DER | ,977 | 1,024 |
| | INST | ,997 | 1,003 |

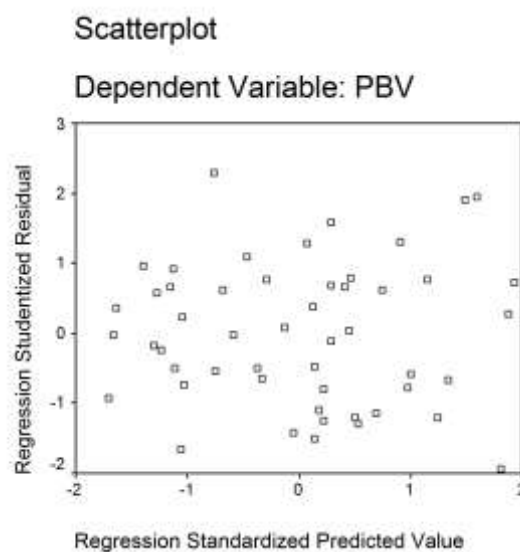
a. Dependent Variable: PBV

7. Lampiran 7 Uji Heteroskedastias

Coefficients^a

| Model | | Unstandardized Coefficients | | Standardized Coefficients | t | Sig. |
|-------|------------|-----------------------------|------------|---------------------------|-------|------|
| | | B | Std. Error | Beta | | |
| 1 | (Constant) | ,524 | ,370 | | 1,417 | ,163 |
| | DPR | -,107 | ,219 | -,079 | -,489 | ,627 |
| | DER | ,038 | ,087 | ,072 | ,437 | ,664 |
| | INST | ,389 | ,552 | ,103 | ,706 | ,484 |

a. Dependent Variable: ABSRESID



8. Lampiran 8 Descriptives

Descriptive Statistics

| | N | Minimum | Maximum | Mean | Std. Deviation |
|--------------------|----|---------|---------|--------|----------------|
| DPR | 51 | ,03 | 1,90 | ,3004 | ,37427 |
| DER | 51 | ,34 | 5,26 | 1,2894 | ,94315 |
| INST | 51 | ,28 | ,79 | ,6115 | ,13321 |
| PBV | 51 | ,22 | 7,60 | 1,8669 | 1,57629 |
| Valid N (listwise) | 51 | | | | |

9. Lampiran 9 Uji Regression

Model Summary

| Model | R | R Square | Adjusted R Square | Std. Error of the Estimate |
|-------|-------------------|----------|-------------------|----------------------------|
| 1 | ,466 ^a | ,217 | ,167 | 1,43887 |

a. Predictors: (Constant), INST, DPR, DER

ANOVA^b

| Model | | Sum of Squares | df | Mean Square | F | Sig. |
|-------|------------|----------------|----|-------------|-------|-------------------|
| 1 | Regression | 26,929 | 3 | 8,976 | 4,336 | ,009 ^a |
| | Residual | 97,306 | 47 | 2,070 | | |
| | Total | 124,235 | 50 | | | |

a. Predictors: (Constant), INST, DPR, DER

b. Dependent Variable: PBV


Coefficients^a

| Model | | Unstandardized Coefficients | | Standardized Coefficients | t | Sig. |
|-------|------------|-----------------------------|------------|---------------------------|--------|------|
| | | B | Std. Error | Beta | | |
| 1 | (Constant) | ,036 | 1,033 | | ,035 | ,972 |
| | DPR | 1,462 | ,611 | ,347 | 2,394 | ,021 |
| | DER | -,508 | ,244 | -,304 | -2,080 | ,043 |
| | INST | 3,346 | 1,541 | ,283 | 2,171 | ,035 |



a. Dependent Variable: PBV

10. Lampiran 10 Surat Riset Penelitian

Perkumpulan Pengelola Pendidikan Malangkuçęwara (P3.M)



STIE MALANGKUÇĘWARA
dib. ABM School of Economics

Terakreditasi "A", AKUNTANSI, 3233/SK/BAN-PT/Akred/S/01/2018
Terakreditasi "A", MANAJEMEN, 2812/SK/BAN-PT/Akred/S/02/2018

SURAT KETERANGAN


Nomor: 0137.18/BAU.02/II/2020

Ketua Sekolah Tinggi Ilmu Ekonomi (STIE) Malangkuçęwara Malang menerangkan bahwa:

Nama : Leny Rizky Ristania Prabandari
NPK : A.2016.1.34030
Jurusan : Akuntansi
Alamat : Karangduren gang 12 RT 06 RW 02, Kec. Pakisaji, Kab. Malang

Adalah mahasiswa STIE Malangkuçęwara yang telah mengadakan riset dengan data diambil dari website IDX untuk menyelesaikan tugas akhir dengan judul: **PENGARUH KEBIJAKAN DIVIDEN, KEBIJAKAN HUTANG DAN KEPEMILIKAN INSTITUSIONAL TERHADAP NILAI PERUSAHAAN DALAM PERSPEKTIF TEORI KEAGENAN (STUDI KASUS PADA PERUSAHAAN PROPERTY, REAL ESTATE DAN CONSTRUCTION YANG TERDAFTAR DI BEI PADA PERIODE 2016-2018)**
Demikian surat keterangan ini dibuat untuk dipergunakan sebagaimana mestinya.

1 Februari 2020
Dra. Widanarni Pudjiastuti
Ketua Jurusan Akuntansi



Dra. Widanarni Pudjiastuti, Ak. M.Si.CA.
NIK. 202.710.246


Jalan Terasan Candi Kelasan,
Malang - Indonesia (65142)



Telp. 62 341 491812 (Hearing)
Fax 62 341 495619

<http://www.stie-mca.ac.id>
e-mail: info@stie-mca.ac.id

11. Lampiran 11 Bukti Bimbingan BAB I-III

Perkumpulan Pengelola Pendidikan Malangkuçęwara (P3M)

 **STIE MALANGKUÇĘWARA**
d.b. ABM School of Economics

Terkreditasi "A", AKUNTANSI 3233/SK/SAN-PT/Akred/5061/2018
Terkreditasi "A", MANAJEMEN 2812/SK/BM/PT/Akred/500/2018

Penetapan Dosen Pembimbing Skripsi

Semester GASAL Tahun Akademik 2019/2020
Nomor : 1103/BAAK/X/2019

Setelah memperhatikan Surat Ketua Program Studi tentang usulan dosen pembimbing skripsi dengan ini Ketua STIE Malangkuçęwara Malang menetapkan :



Nama : Drs. NANANG PURWANTO, Ak., MM., MSA, CA
Sebagai : Dosen Pembimbing 1
Nama : -
Sebagai : Dosen Pembimbing 2

Untuk mahasiswa berikut

Nama : LENY RIZKY RISTANIA PRABANDARI
Nomor Pokok : A.2016.1.34030
Skripsi yang diajukan
Bidang Kajian : AKUNTANSI BIAYA
Pokok Bahasan : BIAYA PRODUKSI
Tempat/Dbyek : -
Judul Skripsi : -

Demikian surat penetapan ini dikeluarkan untuk dilaksanakan dengan sebaiknya.
Penetapan ini berlaku sejak dikeluarkan.

Dikeluarkan di : Malang
Pada Tanggal : 07/10/2019
Program Studi Akuntansi,

Dra. R.R. WIDANARNI PUDJIASTUTI, Ak., MSi., CA, CPA
NIK-P.3M : 202.710.246

Jalan Terusan Candi Kalcayan
Malang - Indonesia (65142)

Telp. 62 341 491813 (Hunting)
Fax 62 341 495619

<http://www.stie-mka.ac.id>
e-mail: info@stie-mka.ac.id



STIE Malangkuçęwara

(Accounting Business Management)

Jl. Terusan Candi Kalasan - Malang Telp. 0341-491813

KARTU BIMBINGAN SKRIPSI BAB.I s.d BAB. III

| BLN/TGL | BAB | PERMASALAHAN | PARAF |
|-----------------|-------|---------------------------------|-------|
| Bulan: Oktober | | | |
| 10/10/2019 | Topik | Pengajuan judul skripsi | h |
| 14/10/2019 | | Pemberian judul skripsi | h |
| 17/10/2019 | | Acc judul | h |
| Bulan: Nov | | | |
| 6/11/2019 | | Pemajuan bab 1-3 | h |
| 13/11/2019 | | Revisi bab 1-3 | h |
| 15/11/2019 | | Acc bab 1-3 | h |
| Bulan: Desember | | | |
| 2/12/2019 | | Revisi latar belakang | h |
| 10/12/2019 | | Revisi judul setelah acc sempro | h |
| 12/12/2019 | | Revisi bab 2 | h |
| Bulan: Januari | | | |
| 3/1/2020 | | Acc bab 2 | h |
| 7/1/2020 | | Revisi bab 2 | h |
| 10/1/2020 | | Acc bab 3 | h |
| Bulan: | | | |
| | | | |
| | | | |
| | | | |

Dosen Pembimbing 1

San
Narang I

Dosen Pembimbing 2

Catatan:

Bobot Penilaian skripsi oleh pembimbing sebesar 50% dengan kriteria penilaian:

6. Ide/inovasi penelitian
7. Pemahaman konsep/teori
8. Pemahaman Metodologi
9. Kemampuan Analisis
10. Rutinitas Pembimbingan

12. Lampiran 12 Bukti Bimbingan BAB IV-V

Perkumpulan Perguruan Pendidikan Malangkuççwara (PPPM)

 **STIE MALANGKUÇÇWARA**
an ABM School of Economics

Seawebster "A" AKUNTANSI : 2020/SK/SAN-PT/Aknt/SA/2019
Seawebster "A" MANA EFEK : 2019/SK/SAN-PT/Aknt/SA/2018

Penetapan Dosen Pembimbing Skripsi

Semester GASAL Tahun Akademik 2019/2020
Nomor : 1103/BAAK/X/2019

Setelah memperhatikan Surat Ketua Program Studi tentang usulan dosen pembimbing skripsi dengan ini Ketua STIE Malangkuççwara Malang menetapkan :

Nama : Drs. NANANG PURWANTO, Ak., MM., MSA, CA
Sebagai : Dosen Pembimbing 1
Nama : -
Sebagai : Dosen Pembimbing 2

Untuk mahasiswa berikut

Nama : LENY RIZKY RISTANIA PRABANDARI
Nomor Pokok : A.2016.1.34030
Skripsi yang diajukan
Bidang Kajian : TEORI AKUNTANSI
Pokok Bahasan : AGENCY THEORY
Tempat/Obyek : BURSA EFEK INDONESIA

Judul Skripsi : PENGARUH KEBIJAKAN DIVIDEN, KEBIJAKAN HUTANG DAN KEPEMILIKAN INSTITUSIONAL TERHADAP NILAI PERUSAHAAN DALAM PRESPEKTIF TEORI KEAGENAN

Demikian surat penetapan ini dikeluarkan untuk dilaksanakan dengan sebaiknya. Penetapan ini berlaku sejak dikeluarkan.

Dikeluarkan di : Malang
Pada Tanggal : 31/01/2020
Ketua Program Studi Akuntansi,




DR. RR. WIDANARNI PUJDIASTUTI, AK., MSI., CA, CPA
NIK-P.3M : 202.710.246

Mah Terusan Candi Kelasek
Malang - Indonesia (65142)

Telp. 02 341 491813 (Haring)
Fax 02 341 495619

http://www.stie-mkw.ac.id
e-mail: info@stie-mkw.ac.id



STIE Malangkuçęwara


(Accounting Business Management)

Jl. Terusan Candi Kalasan - Malang Telp. 0341-491813

KARTU BIMBINGAN SKRIPSI BAB IV s.d. BAB V

| BLN/TGL | BAB | PERMASALAHAN | PARAF |
|------------------|-----|---|-------|
| Bulan : Januari | | | |
| 14/1/20 | 4 | pengumpulan data dari BEI | /h |
| 17/1/20 | 4 | belum menemukan data yang dicari dari Laporan keu | /h |
| 20/1/20 | 4 | Bembahasan Kurang jelas | /h |
| Bulan : Januari | | | |
| 21/1/20 | 4 | Uraian pengujian tidak normal | /h |
| 29/1/20 | 4 | Data pengujian salah hitung | /h |
| 30/1/20 | 4 | Perlu mencari kesalahan pada data yg dicari | /h |
| Bulan : Februari | | | |
| 3/1/20 | 4 | Data harus diperbaiki karena R square kecil | /h |
| | 4 | Interpretasi kurang jelas & tidak sesuai rumusan | /h |
| | 5 | Penulisan tidak sesuai di rumusan masalah | /h |
| Bulan : | | | |
| Bulan : | | | |

Dosen Pembimbing 1


Naras

Dosen Pembimbing 2

Catatan:

Bobot Penilaian skripsi oleh pembimbing sebesar 50% dengan kriteria penilaian:

6. Ide/Inovasi penelitian
7. Pemahaman konsep/teori
8. Pemahaman Metodologi
9. Kemampuan Analisis
10. Rutinitas Pembimbingan