

Lampiran 1
Beban Pajak dan *Book Income*

No	Kode	Beban Pajak	<i>Book Income</i>
1	INTP	63,288,597,350	Rp1,400,822,000,000
2	WSBP	177,149,199,039	Rp1,355,548,311,604
3	WTON	55,336,912,321	Rp619,251,303,685
4	AMFG	2,585,184,200	Rp11,184,000,000
5	ARNA	38,775,711,106	Rp211,729,940,176
6	MARK	23,230,168,837	Rp111,210,294,119
7	TOTO	98,731,326,009	Rp451,998,563,901
8	ALKA	3,560,547	Rp22,922,823,000
9	ALMI	1,806,220,036	Rp13,900,879,443
10	BTON	7,863,657,270	Rp34,236,874,970
11	INAI	1,412,062,314	Rp64,757,097,094
12	ISSP	5,493,598,500	Rp59,640,000,000
13	LION	3,053,147,255	Rp23,908,625,171
14	LMSH	548,019,452	Rp5,024,560,665
15	PICO	1,145,408,888	Rp17,802,088,413
16	AGII	8,324,403,500	Rp147,639,000,000
17	BUDI	4,245,119,600	Rp71,781,000,000
18	DPNS	1,309,647,899	Rp12,347,569,714
19	EKAD	15,913,916,918	Rp101,455,415,901
20	INCI	1,238,045,601	Rp22,040,417,272
21	MDKI	6,759,094,400	Rp44,033,000,000
22	SRSN	3,027,882,075	Rp50,845,763,000
23	AKPI	6,878,827,679	Rp91,686,890,000
24	IGAR	3,636,969,478	Rp61,747,960,127

No	Kode	Beban Pajak	Book Income
25	IMPC	2,996,527,932	Rp117,459,959,119
26	PBID	79,905,548,860	Rp385,050,642,000
27	TALF	4,213,677,020	Rp60,866,228,487
28	TRST	6,804,595,527	Rp36,216,675,439
29	CPIN	339,241,144,300	Rp5,907,351,000,000
30	GMFI	2,222,611,508	Rp41,631,781,000
31	MAIN	54,453,998,168	Rp398,187,122,000
32	JPFA	209,148,164,570	Rp2,253,201,000,000
33	SIPD	1,590,647,980	Rp33,989,000,000
34	SULI	446,292,092	Rp18,939,714,400
35	FASW	369,547,334,337	Rp1,988,090,191,158
36	INKP	594,444,018,218	Rp10,915,126,200
37	KDSI	10,300,715,841	Rp103,955,745,914
38	SPMA	13,216,322,821	Rp109,673,317,782
39	TKIM	13,499,157,120	Rp1,686,591,020,000
40	INCF	509,042,765	Rp4,358,689,984
41	KMTR	9,360,970,000	Rp39,218,000,000
42	ALTO	27,750,969,577	Rp123,394,812,359
43	CAMP	7,642,564,536	Rp81,356,830,315
44	CEKA	87,687,772,550	Rp441,248,000,000
45	CLEO	109,926,551,832	Rp582,506,906,329
46	DLTA	13,207,411,661	Rp120,822,298,064
47	<i>GOOD</i>	1,454,466,525,025	Rp6,446,785,000,000
48	<i>ICBP</i>	704,273,734,080	Rp6,446,785,000,000
49	INDF	496,984,657,120	Rp7,446,966,000,000
50	MLBI	3,193,771,393	Rp81,834,159,473

No	Kode	Beban Pajak	Book Income
51	MYOR	469,265,056,103	Rp2,381,942,198,855
52	PANI	2,448,240,726	Rp2,054,815,491
53	ROTI	14,878,955,967	Rp186,936,324,915
54	SKBM	2,387,677,857	Rp20,887,453,647
55	SKLT	12,717,675,000	Rp50,870,700,000
56	STTP	13,946,471,517	Rp324,694,650,175
57	ULTJ	61,827,873,175	Rp949,018,000,000
58	GGRM	2,398,699,399,200	Rp10,479,242,000,000
59	HMSP	4,018,467,748	Rp17,961,269,000
60	WIIM	8,046,129,636	Rp70,730,637,719
61	DVLA	18,057,888,178	Rp272,823,904,000
62	KLBF	656,025,579,479	Rp3,306,399,669,021
63	PEHA	11,083,502,293	Rp177,569,720,000
64	PYFA	715,569,992	Rp11,317,263,776
65	SIDO	21,695,925,000	Rp867,837,000,000
66	TSPC	66,433,160,716	Rp727,700,178,905
67	ADES	13,086,593,125	Rp70,060,000,000
68	KINO	44,194,234,336	Rp200,385,373,873
69	MRAT	469,275,134	Rp1,877,100,535
70	TCID	15,377,448,507	Rp234,625,954,664
71	UNVR	2,818,648,899,500	Rp12,185,764,000,000
72	CINT	2,131,983,697	Rp22,090,078,956
73	WOOD	22,076,197,807	Rp324,612,407,710
74	HRTA	22,117,845,743	Rp165,784,070,062
75	AMIN	8,199,546,089	Rp44,656,540,624
76	KPAL	104,873,761	Rp1,956,468,122

No	Kode	Beban Pajak	Book Income
77	ASII	6,451,529,780,000	Rp34,995,000,000,000
78	AUTO	45,371,516,400	Rp861,563,000,000
79	BOLT	23,807,245,229	Rp102,840,767,511
80	IMAS	39,594,731,441	Rp281,366,914,586
81	INDS	9,317,628,310	Rp147,982,768,771
82	LPIN	8,675,932,458	Rp35,132,528,263
83	PRAS	356,180,453	Rp8,159,520,050
84	SMSM	188,722,370,350	Rp828,281,000,000
85	BELL	1,839,766,150	Rp30,583,858,545
86	RICY	2,642,832,833	Rp29,841,866,355
87	SSTM	365,837,820	Rp1,829,189,102
88	STAR	3,758,650,034	Rp6,029,776,900
89	TRIS	3,212,015,803	Rp24,305,621,702
90	UNIT	113,100,000	Rp754,000,000
91	ZONE	3,635,007,653	Rp54,184,610,067
92	BATA	6,235,629,702	Rp92,878,105,000
93	BIMA	208,124,724	Rp3,179,255,211
94	JECC	8,394,919,199	Rp122,048,569,000
95	KBLI	17,701,824,858	Rp308,977,208,328
96	KBLM	2,289,107,154	Rp64,508,435,214
97	SCCO	22,236,899,654	Rp343,024,583,828
98	VOKS	9,773,779,031	Rp141,989,954,853
99	JSKY	3,091,087,006	Rp30,459,552,901

Lampiran 2
Total Aset Perusahaan

No	Kode	Total Aset
1	INTP	Rp27,788,562,000,000
2	WSBP	Rp15,222,388,598,814
3	WTON	Rp8,881,778,000,000
4	AMFG	Rp8,432,632,000,000
5	ARNA	Rp1,652,905,985,730
6	MARK	Rp318,080,326,465
7	TOTO	Rp2,897,119,790,044
8	ALKA	Rp648,968,295,000
9	ALMI	Rp2,781,666,374,017
10	BTON	Rp217,362,960,011
11	INAI	Rp1,400,683,598,096
12	ISSP	Rp6,494,070,000,000
13	LION	Rp696,192,628,101
14	LMSH	Rp160,027,280,153
15	PICO	Rp852,932,442,585
16	AGII	Rp6,647,755,000,000
17	BUDI	Rp3,392,980,000,000
18	DPNS	Rp322,185,012,261
19	EKAD	Rp853,267,454,400
20	INCI	Rp391,362,697,956
21	MDKI	Rp914,065,000,000
22	SRSN	Rp686,777,211,000
23	AKPI	Rp3,070,410,492,000
24	IGAR	Rp570,197,810,698

No	Kode	Total Aset
25	IMPC	Rp2,370,198,817,803
26	PBID	Rp2,295,734,967,000
27	TALF	Rp984,597,771,989
28	TRST	Rp4,284,901,587,126
29	CPIN	Rp27,645,118,000,000
30	GMFI	Rp742,548,016,000
31	MAIN	Rp4,335,844,455,000
32	JPFA	Rp23,038,028,000,000
33	SIPD	Rp2,187,879,000,000
34	SULI	Rp1,326,051,900,000
35	FASW	Rp10,965,118,708,784
36	INKP	Rp94,414,671,900,000
37	KDSI	Rp1,391,416,464,512
38	SPMA	Rp2,282,845,632,924
39	TKIM	Rp31,762,536,800,000
40	INCF	Rp286,730,731,478
41	KMTR	Rp3,548,240,000,000
42	ALTO	Rp1,168,956,042,706
43	CAMP	Rp833,933,861,594
44	CEKA	Rp1,523,517,000,000
45	CLEO	Rp4,212,410,000,000
46	DLTA	Rp758,846,556,031
47	GOOD	Rp34,367,153,000,000
48	ICBP	Rp82,174,616,000,000
49	INDF	Rp96,537,796,000,000
50	MLBI	Rp2,889,501,000,000

No	Kode	Total Aset
51	MYOR	Rp17,591,706,426,634
52	PANI	Rp149,593,161,546
53	ROTI	Rp4,393,810,380,883
54	SKBM	Rp1,771,365,972,009
55	SKLT	Rp747,000,000,000
56	STTP	Rp2,631,189,810,030
57	ULTJ	Rp5,555,871,000,000
58	GGRM	Rp69,097,219,000,000
59	HMSP	Rp46,602,420,000
60	WIIM	Rp1,255,573,914,558
61	DVLA	Rp1,682,821,739,000
62	KLBF	Rp18,146,206,146,369
63	PEHA	Rp1,868,663,546,000
64	PYFA	Rp187,057,163,854
65	SIDO	Rp3,337,628,000,000
66	TSPC	Rp7,869,975,060,326
67	ADES	Rp881,275,000,000
68	KINO	Rp1,405,264,079,012
69	MRAT	Rp511,887,783,867
70	TCID	Rp2,445,143,511,801
71	UNVR	Rp19,552,970,000,000
72	CINT	Rp491,382,035,136
73	WOOD	Rp4,588,497,407,410
74	HRTA	Rp1,537,031,552,479
75	AMIN	Rp404,722,056,954
76	KPAL	Rp753,736,481,783

No	Kode	Total Aset
77	ASII	Rp53,779,000,000,000
78	AUTO	Rp15,889,648,000,000
79	BOLT	Rp1,312,376,999,120
80	IMAS	Rp40,995,996,273,862
81	INDS	Rp2,482,337,567,967
82	LPIN	Rp28,026,041,147
83	PRAS	Rp1,635,543,021,515
84	SMSM	Rp2,801,203,000,000
85	BELL	Rp514,962,171,773
86	RICY	Rp1,539,602,054,832
87	SSTM	Rp562,174,180,897
88	STAR	Rp615,956,006,710
89	TRIS	Rp633,014,281,325
90	UNIT	Rp419,702,000,000
91	ZONE	Rp398,437,984,462
92	BATA	Rp878,856,225,000
93	BIMA	Rp98,190,640,839
94	JECC	Rp2,081,620,993,000
95	KBLI	Rp3,244,821,647,076
96	KBLM	Rp1,298,358,478,375
97	SCCO	Rp4,165,196,478,857
98	VOKS	Rp2,485,382,578,010
99	JSKY	Rp567,956,245,715

Lampiran 3.
Jumlah Kompensasi Manajemen

No	Kode	Nilai Kompensasi
1	INTP	85,181,040,869,876
2	WSBP	64,105,756,382
3	WTON	15,202,108,921
4	AMFG	40,118,363,136
5	ARNA	83,791,717,246
6	MARK	523,655,572,103
7	TOTO	1,349,020,649,093
8	ALKA	31,510,920,335
9	ALMI	36,195,476,883
10	BTON	1,160,068,301,596
11	INAI	30,558,233,645
12	ISSP	5,069,966,262
13	LION	316,440,162,302
14	LMSH	100,186,571,535
15	PICO	116,016,701,948
16	AGII	12,700,408,560
17	BUDI	40,908,348,542
18	DPNS	15,387,171,812
19	EKAD	374,403,526,284
20	INCI	276,119,615,978
21	MDKI	201,086,298,775
22	SRSN	31,425,955,604
23	AKPI	927,352,881,020
24	IGAR	8,991,989,838

No	Kode	Nilai Kompensasi
25	IMPC	20,334,809,334
26	PBID	289,551,786,350
27	TALF	93,105,584,191
28	TRST	1,662,095,048,572
29	CPIN	827,814,787
30	GMFI	605,306,028,912
31	MAIN	196,337,312,671
32	JPFA	836,673,711,092
33	SIPD	40,663,633,331
34	SULI	31,853,082,625
35	FASW	14,306,788,760
36	INKP	162,883,327,622
37	KDSI	70,840,733,208
38	SPMA	2,625,257,231,176
39	TKIM	28,640,854,085
40	INCF	19,926,174,382
41	KMTR	140,714,661,554
42	ALTO	177,245,213,897
43	CAMP	4,561,877,006
44	CEKA	15,555,809,390
45	CLEO	119,909,124,860
46	DLTA	3,094,214,765
47	GOOD	29,339,483,337
48	ICBP	209,125,419,034
49	INDF	968,970,495,526
50	MLBI	34,769,277,384

No	Kode	Nilai Kompensasi
51	MYOR	131,859,130,962
52	PANI	264,936,306
53	ROTI	93,031,129,509
54	SKBM	153,551,215,532
55	SKLT	8,624,734,355
56	STTP	4,907,350,401
57	ULTJ	8,730,600,585
58	GGRM	129,921,986,055
59	HMSP	273,180,886,328
60	WIIM	34,627,015,183
61	DVLA	19,902,277,314
62	KLBF	2,456,355,835,795
63	PEHA	49,256,146,559
64	PYFA	19,541,377,940
65	SIDO	189,375,944,376
66	TSPC	31,300,502,854
67	ADES	560,558,811,049
68	KINO	48,576,222,541
69	MRAT	9,185,573,570
70	TCID	8,565,428,529
71	UNVR	96,663,334,502
72	CINT	240,238,976,430
73	WOOD	64,970,554,727
74	HRTA	9,948,623,134
75	AMIN	446,542,313,567
76	KPAL	407,823,369,613

No	Kode	Nilai Kompensasi
77	ASII	1,331,996,419,527
78	AUTO	78,236,333,550
79	BOLT	266,542,621,941
80	IMAS	2,775,633,152,043
81	INDS	19,874,433,621
82	LPIN	4,754,702,665
83	PRAS	6,840,623,511,086
84	SMSM	68,919,155,831
85	BELL	9,863,431,822
86	RICY	52,943,968,862
87	SSTM	1,465,034,635,357
88	STAR	385,266,060,966
89	TRIS	104,997,250,390
90	UNIT	565,997,376
91	ZONE	5,999,848,165
92	BATA	9,046,103,957
93	BIMA	5,439,755,761
94	JECC	8,509,933,796
95	KBLI	29,196,071,515
96	KBLM	2,805,085,902
97	SCCO	14,806,024,564
98	VOKS	4,854,636,186
99	JSKY	24,921,581,701

Lampiran 4
Hasil Perhitungan Variabel

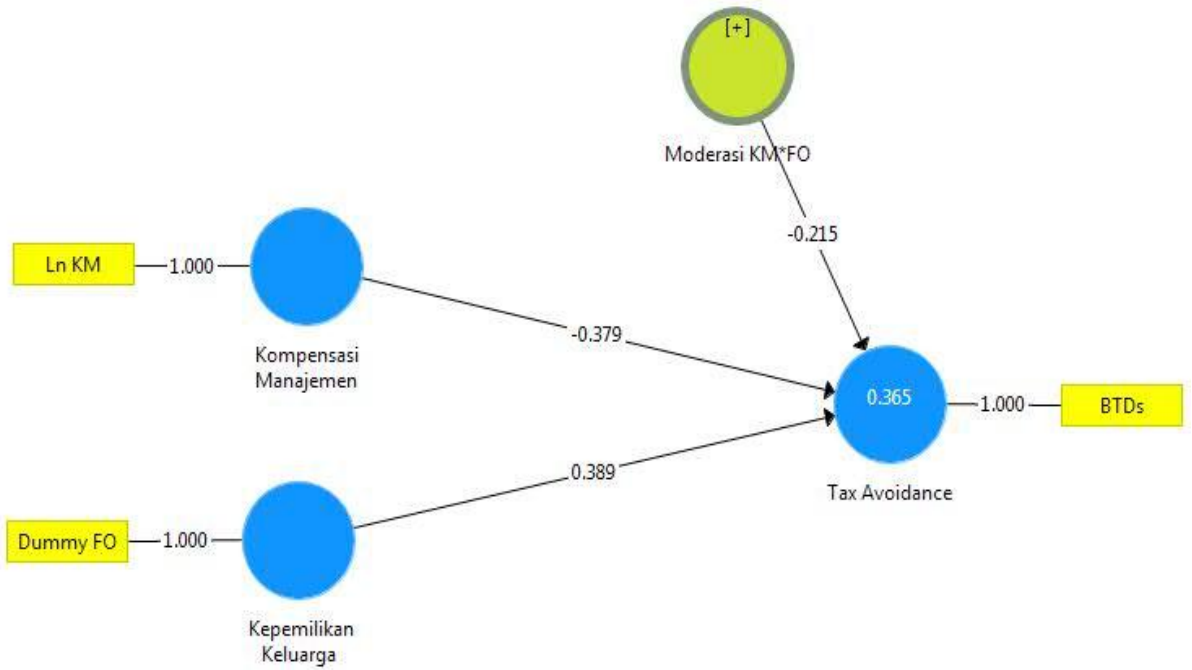
No	Kode	Kompensasi Manajemen	<i>Tax Avoidance</i>	<i>Family Ownership</i>
1	INTP	32.0758	0.0413	0
2	WSBP	24.8838	0.0425	0
3	WTON	23.4447	0.0448	1
4	AMFG	24.4151	0.0001	0
5	ARNA	25.1516	0.0108	1
6	MARK	26.9841	0.0575	1
7	TOTO	27.9304	0.0197	1
8	ALKA	24.1736	0.0353	0
9	ALMI	24.3122	0.0024	0
10	BTON	27.7795	0.0128	0
11	INAI	24.1429	0.0422	1
12	ISSP	22.3466	0.0058	0
13	LION	26.4804	0.0168	1
14	LMSH	25.3303	0.0177	1
15	PICO	25.477	0.0155	1
16	AGII	23.2649	0.0172	1
17	BUDI	24.4346	0.0149	1
18	DPNS	23.4568	0.018	0
19	EKAD	26.6486	0.0443	1
20	INCI	26.3441	0.0405	0
21	MDKI	26.027	0.0112	0
22	SRSN	24.1709	0.0564	1
23	AKPI	27.5556	0.0209	1

24	IGAR	22.9196	0.0764	0
25	IMPC	23.7356	0.0445	1
26	PBID	26.3916	0.0285	1
27	TALF	25.257	0.0447	1
28	TRST	28.1391	0.0021	1
29	CPIN	20.5343	0.1646	1
30	JPFA	27.4527	0.061	1
31	MAIN	26.0031	0.0416	1
32	SIPD	24.4286	0.0119	0
33	SULI	24.1844	0.0126	0
34	FASW	23.384	0.0128	0
No	Kode	Kompensasi Manajemen	Tax Avoidance	Family Ownership
35	INKP	25.8163	0.0253	1
36	KDSI	24.9837	0.0451	1
37	SPMA	28.5962	0.0712	1
38	TKIM	24.0781	0.0514	1
39	INCF	23.7153	0.0081	0
40	KMTR	25.67	0.0005	0
41	ALTO	25.9008	0.0106	0
42	CAMP	22.241	0.0609	1
43	CEKA	23.4677	0.0594	1
44	CLEO	25.51	0.0339	0
45	DLTA	21.8528	0.0896	1
46	GOOD	24.1022	0.0183	1
47	ICBP	26.0662	0.0356	0
48	INDF	27.5995	0.0514	1

49	MLBI	24.272	0.0239	1
50	MYOR	25.605	0.0287	1
51	PANI	19.395	0.0792	1
52	ROTI	25.2562	0.029	0
53	SKBM	25.7573	0.0064	1
54	SKLT	22.8779	0.0681	1
55	STTP	22.314	0.0969	1
56	ULTJ	22.8901	0.1263	1
57	GGRM	25.5902	0.0128	1
58	HMSP	26.3334	0.0405	1
59	WIIM	24.2679	0.0307	1
60	DVLA	23.7141	0.1192	1
61	KLBF	28.5297	0.0376	1
62	PEHA	24.6203	0.0713	1
63	PYFA	23.6958	0.0452	1
64	SIDO	25.967	0,001	0
65	TSPC	24.1669	0.0587	1
66	ADES	27.0522	0.0201	0
67	KINO	24.6064	0.0168	1
68	TCID	22.871	0.0708	1
69	UNVR	25.2945	0.0466	1
70	CINT	26.2049	0.0276	0
71	WOOD	24.8972	0.0515	1
No	Kode	Kompensasi Manajemen	<i>Tax Avoidance</i>	<i>Family Ownership</i>
72	HRTA	23.0207	0.0503	1
73	AMIN	26.8248	0.0293	0

74	KPAL	26.7341	0.0019	0
75	ASII	27.9177	0.0509	1
76	AUTO	25.083	0.0428	1
77	BOLT	26.3088	0.0058	0
78	IMAS	28.6519	0.003	0
79	INDS	23.7127	0.0446	1
80	LPIN	22.2824	0.0153	1
81	PRAS	29.5539	0.0039	0
82	SMSM	24.9562	0.0262	1
83	BELL	23.0121	0.0451	1
84	RICY	24.6925	0.0108	0
85	SSTM	28.0129	0.0513	1
86	STAR	26.6772	0.0403	1
87	TRIS	25.3772	0.0181	1
88	UNIT	20.1541	0.1012	1
89	ZONE	22.515	0.0995	1
90	BATA	22.9256	0.0773	1
91	BIMA	22.417	0.0239	0
92	JECC	22.8645	0.0425	1
93	KBLI	24.0973	0.0734	1
94	KBLM	21.7547	0.0585	1
95	SCCO	23.4183	0.061	0
96	VOKS	22.3032	0.0414	0
97	JSKY	23.939	0.0754	1
98	GMFI	27.129	0.0411	0
99	MRAT	22.9409	0,945	1

Lampiran 5
Model Pengukuran dan Struktural



Lampiran 6

Statistik Deskriptif

Generate Data Groups Clear Data Groups

PLS2-.txt *Farid.splsm

Delimiter: Comma Encoding: UTF-8 Re-Analyze Open External
 Value Quote Character: None Sample size: 98
 Number Format: US (e.g. 1,000.23) Indicators: 3
 Missing Value Marker: None Missing Values: 0

Indicators: Indicator Correlations Raw File Copy to Clipboard

	No.	Missing	Mean	Median	Min	Max	Standard Devia...	Excess Kurtosis
BTDs	1	0	0.040	0.041	0.000	0.165	0.030	2.581
Ln KM	2	0	24.912	24.884	19.395	32.076	2.091	0.751
Dummy FO	3	0	0.663	1.000	0.000	1.000	0.473	-1.539

Lampiran 7
Nilai *Outer Loading*

Outer Loadings

	Kepemilikan Keluarga	Kompensasi Manajemen	Moderasi KM*FO	Tax Avoidance
BTDs				1.000
Dummy FO	1.000			
Kompensasi M...			1.004	
Ln KM		1.000		

Lampiran 8
Nilai *Cross Loading*

Discriminant Validity

	Kepemilikan Keluarga	Kompensasi Manajemen	Moderasi KM*FO	Tax Avoidance
BTDs	0.432	-0.438	-0.143	1.000
Dummy FO	1.000	-0.186	0.128	0.432
Kompensasi Manajemen * Kepemilikan Keluarga	0.128	-0.061	1.000	-0.143
Ln KM	-0.186	1.000	-0.061	-0.438

Lampiran 9
Nilai *Discriminant Validity*

Discriminant Validity

	Kepemilikan Keluarga	Kompensasi Manajemen	Moderasi KM*FO	Tax Avoidance
BTDs	0.432	-0.438	-0.143	1.000
Dummy FO	1.000	-0.186	0.128	0.432
Kompensasi Manajemen * Kepemilikan Keluarga	0.128	-0.061	1.000	-0.143
Ln KM	-0.186	1.000	-0.061	-0.438

Lampiran 10
Nilai Construct Reliability dan Validity

Construct Reliability and Validity

	Cronbach's Alpha	rho_A	Composite Reliability	Average Variance Extracted (AVE)
Kepemilikan Keluarga	1.000	1.000	1.000	1.000
Kompensasi Manajemen	1.000	1.000	1.000	1.000
Moderasi KM*FO	1.000	1.000	1.000	1.000
Tax Avoidance	1.000	1.000	1.000	1.000

Lampiran 11
Nilai *R-Square*

R Square

Matrix	R Square	R Square Adjusted	Copy to Clipboard: <input type="button" value="Excel Format"/> <input type="button" value="R Format"/>	
	R Square	R Square Adjusted		
Tax Avoidance	0.365	0.345		

Lampiran 12
Output Path Coefficient

Path Coefficients

	Original Sample (O)	Sample Mean (M)	Standard Deviation (STDEV)	T Statistics (O/STDEV)	P Values
Kepemilikan Keluarga -> Tax Avoidance	0.389	0.393	0.071	5.453	0.000
Kompensasi Manajemen -> Tax Avoidance	-0.379	-0.380	0.082	4.612	0.000
Moderasi KM*FO -> Tax Avoidance	-0.215	-0.203	0.085	2.531	0.012

Lampiran 12
Kartu Bimbingan Bab I-III

Perkumpulan Pengelola Pendidikan Malangkeçwara (P3.M)

 **STIE MALANGKEÇWARA**
d./h. ABM School of Economics

Terakreditasi "A", AKUNTANSI, 3233/SK/BAN-PTIAkred/SXII/2018
Terakreditasi "A", MANAJEMEN, 2812/SK/BAN-PTIAkred/SX/2018

Penetapan Dosen Pembimbing Skripsi
Semester GASAL Tahun Akademik 2019/2020
Nomor : 1103/BAAK/X/2019

Setelah memperhatikan Surat Ketua Program Studi tentang usulan dosen pembimbing skripsi dengan ini Ketua STIE Malangkeçwara Malang menetapkan :

Nama : Dra. TRIANA MURTININGTYAS, Ak., MM., CA
Sebagai : Dosen Pembimbing 1
Nama : -
Sebagai : Dosen Pembimbing 2

Untuk mahasiswa berikut

Nama : IMAM ELFARID WIDYA PUTRA
Nomor Pokok : A.2016.1.33643
Skripsi yang diajukan
Bidang Kajian : PERPAJAKAN
Pokok Bahasan : PERPAJAKAN
Tempat/Obyek : -
Judul Skripsi : -

Demikian surat penetapan ini dikeluarkan untuk dilaksanakan dengan sebaiknya.
Penetapan ini berlaku sejak dikeluarkan.

Dikeluarkan di : Malang
Pada Tanggal : 06/10/2019
Ketua Program Studi Akuntansi,




DR. BH. WIDANARNI PUDJIASTUTI, Ak., MSi., CA, CPA
NIK-P.3M : 202.710.246

Jalan Terusan Candi Kalasan
Malang - Indonesia (65142)
Telp. 62 341 491813 (Hunting)
Faz 62 341 495619
<http://www.stie-mca.ac.id>
e-mail: info@stie-mca.ac.id

 Scanned with
CamScanner



STIE Malangkeçwara

(Accounting Business Management)

Jl. Terusan Candi Kalasan - Malang Telp. 0341-491813

KARTU BIMBINGAN SKRIPSI BAB.I s.d BAB. III

BLN/TGL	BAB	PERMASALAHAN	PARAF
Bulan :			
9 Oktober		Pengajuan Judul.	<i>VR</i>
14 Oktober		Acc Judul.	<i>VR</i>
18 Oktober		Pengajuan Outline.	<i>VR</i>
25 Oktober		Pengajuan Outline.	<i>VR</i>
Bulan :			
8 November		Acc Outline dan Pengajuan Bab 1-3	<i>VR</i>
16 November		Acc Pengajuan Bab 1-3	<i>VR</i>
6 Desember		Seminar Proposal (Acc Bab 1-3)	<i>VR</i>
Bulan :			
Bulan :			
Bulan :			

Dosen Pembimbing 1

Dosen Pembimbing 2

Catatan:

Bobot Penilaian skripsi oleh pembimbing sebesar 50% dengan kriteria penilaian:


6. Ide/inovasi penelitian
7. Pemahaman konsep/teori
8. Pemahaman Metodologi
9. Kemampuan Analisis
10. Rutinitas Pembimbingan





Scanned with
CamScanner

Lampiran 13
Kartu Bimbingan Bab IV-V

Perkumpulan Pengelola Pendidikan Malangkuççwara (P3M)

 **STIE MALANGKUÇÇWARA**
d/m ABM School of Economics

  Terakreditasi "A" AKUNTANSI 3233/SK/BAN-PT/Akred/S/XII/2018
Terakreditasi "A" MANAJEMEN 2812/SK/BAN-PT/Akred/S/XI/2018

Penetapan Dosen Pembimbing Skripsi
Semester GASAL Tahun Akademik 2019/2020
Nomor : 1103/BAAK/X/2019

Setelah memperhatikan Surat Ketua Program Studi tentang usulan dosen pembimbing skripsi dengan ini Ketua STIE Malangkuççwara Malang menetapkan :

Nama : Dra. TRIANA MURTININGTYAS, Ak., MM., CA
Sebagai : Dosen Pembimbing 1
Nama : -
Sebagai : Dosen Pembimbing 2



Untuk mahasiswa berikut

Nama : IMAM ELFARID WIDYA PUTRA
Nomor Pokok : A.2016.1.33643
Skripsi yang diajukan
Bidang Kajian : PERPAJAKAN
Pokok Bahasan : PERPAJAKAN
Tempat/Obyek : BURSA EFEK INDONESIA

Judul Skripsi : PERAN FAMILY OWNERSHIP DALAM MEMODERASI
PENGARUH KOMPENSASI MANAJEMEN TERHADAP
TAX AVOIDANCE


Demikian surat penetapan ini dikeluarkan untuk dilaksanakan dengan sebaiknya.
Penetapan ini berlaku sejak dikeluarkan.

Dikeluarkan di : Malang
Pada Tanggal : 22/01/2020
Ketua Program Studi Akuntansi,

Dra. RR. WIDANARNI PUDJIASTUTI, Ak., MSi., CA, CPA
NIK-P.3M : 202.710.246

Jalan Tarusa Candi Kelasan
Malang - Indonesia (65142) Telp. 62 341 491813 (Hunting)
Fax 62 341 495619 <http://www.stie-mca.ac.id>
e-mail: info@stie-mca.ac.id

 Scanned with
CamScanner



STIE Malangkeçwara

(Accounting Business Management)

Jl. Terusan Candi Kalasan - Malang Telp. 0341-491813

KARTU BIMBINGAN SKRIPSI BAB.I s.d BAB. III

BLN/TGL	BAB	PERMASALAHAN	PARAF
Bulan :			
9 Oktober		Pengajuan Judul.	VK
14 Oktober		Acc Judul.	VK
18 Oktober		Pengajuan Outline.	VK
25 Oktober		Pengajuan Outline.	VK
Bulan :			
8 November		Acc Outline dan Pengajuan Bab 1-3	VK
16 November		Acc Pengajuan Bab 1-3	VK
6 Desember		Seminar Proposal (Acc Bab 1-3)	VK
Bulan :			
Bulan :			
Bulan :			
Bulan :			

Dosen Pembimbing 1

Dosen Pembimbing 2

Catatan:

Bobot Penilaian skripsi oleh pembimbing sebesar 50% dengan kriteria penilaian:

6. Ide/inovasi penelitian
7. Pemahaman konsep/teori
8. Pemahaman Metodologi
9. Kemampuan Analisis
10. Rutinitas Pembimbingan



Scanned with
CamScanner